



Around the Block
QUILT SHOP

January 27, 2017

I learned a new word this week: Photo bombed. I learned this word after I read a headline that just didn't make sense: Young Aussie Surfer Photo Bombed by Shark That Shared Wave.

I couldn't figure out why a shark would be taking pictures of a surfer. And in the picture of the surfer, you couldn't see a shark holding a camera. In fact, you could barely see the shark. What happened was this shark was surfing the same wave as a 10-year-old boy. Dad was on shore taking pictures and saw the shark, through the lens, beneath the waves. He got his kid to shore, then showed him the pictures. The kid did see a shape in the water while he was surfing, but thought it was seaweed, although he did feel a bump when he went "over the top," presumably that was "over the top of the shark." The kid said he was glad he didn't know that a great white shark (a little one, if great whites come in little sizes) was next to him on the wave.

So that's the story, but it still didn't explain the "photo bombed" part of the headline. So I looked it up. I do this for you, you know. I feel it's my job to keep you up to speed on the latest and greatest cultural additives. So "photo bombed" means a person or thing, in this case the shark, appearing unexpectedly in a picture. So for all of you who wagged finger Vs above someone's head in a picture, just to be funny, that's a photo bomb. It's both a verb and a noun, so I think you can use it anyway you like.

Here's another-I just had to look some up. On fleek. This expression generally means smooth, nice, sweet or the quality of being perfect or on point (like something coming to a point, not an argument that's on point, but who really knows....). Anyway, while the word "fleek" appears to have been used as early as 2003 (I know, that's decades ago), its most recent use came from a teenager would had just gotten her eyebrows done. In 2014, she posted a 6 second, or so, video on a social media site called Vine, in which she said, in part (because the other part I can't repeat here) "Finna get crunk. Eyebrows on fleek.

Translation: I'm ready to party (finna get crunk). And my eyebrows are pretty and come to a sharp point (eyebrows on fleek). I know, you just gotta dive into this stuff and start using it. Your grandkids will think you're funny.

Well, things went viral after that. Celebrities started using it and arguing over who coined the phrase. And there is some debate whether that 2014 teen was the first to

use it. You know how the internet is: We have alternative truths all over the place, so it's hard to track down just what is and what isn't. But I suspect that for word coinage, we don't have to worry too much about those facts, especially since the phrase has gone viral, at least in some circles, and it's probably passe to use now, and that's a real word the tweens may not know.

Anyway, even Taco Bell started using it in connection with its Twitter posts advertising tacos, although it took the CEO a couple of tries to get it right. The CEO was giving a presentation to some analysts and investors associated with the company about how the company was learning a new millennial word a week in an effort to stay connected with the young crowd. So he told them about the phrase "on cleet." His media advisers told him afterward, that the phrase was "on fleek." To my knowledge, "on cleet" has not gone viral, unless it has something to do with football and shoes. I just wouldn't know about that.

Now this CEO is 41. And he clearly wasn't on fleek the day he made his presentation. And if a 41 year old can't be on fleek, I don't think there's hope for the rest of us except as a diversion for the grand kids.

Here are a few other strange new words:

Amrite (I'm all right), faved (to favor a tweet), unbothered (pretty obvious, meaning no bothered), boolin (chilling), baeless (single), bruuh (bro).

So, this week amrite and unbothered. I'm working on an on freek quilt, and my house in boolin because of the weather. Translation: It's been a good week. I'm working on a quilt that is set on point. And my house is cold because it's cold outside.

Somehow, I think I'm a bit like the 41-year-old CEO of Taco Bell: I'm not quite using these new words right. But most of these words are used on social media sites like Twitter, where you have to cram a lot of things into just 140 characters. My dad used to call that shorthand, and he always wondered why I never learned it. Kids call it tweeting, I guess.

I think I may practice this new language on the dogs. They don't listen much to me anyway.

What Wind? Contest

If we have to put up with the wind, might as well have a little fun.

Contest Rules: 1) Design a "What Wind?" 12" finished block. Blocks can be pieced, appliqued, embroidered--your choice. It must finish at 12" (which means, unfinished it will be 12 1/2"). Block must be provided.

2) Provide a written pattern.

3) Deadline: March 15.

4) Blocks will be displayed in the shop and customers can vote for their favorite.

Now here's the fun part (if designing a block wasn't fun enough :))

Everyone who enters will be able to get the patterns from all the other entrants. Each entrant will also select a charity of her choice, to be written on a slip of paper & put into a bowl. On March 18, National Quilt Day, several things will happen: A Viewer's Choice Award of \$25 gift certificate will be awarded, patterns of all the blocks will be given to entrants, and we'll draw for the favorite charity.

My job, after the contest, will be to put together all blocks into a quilt. This quilt will then be given to the favorite charity as a raffle/fund raiser.

Make sense? All clear? It's Friday the 13th and all sorts of odd things have been happening, so I'm sure I left out some important detail. If you have questions, just ask.



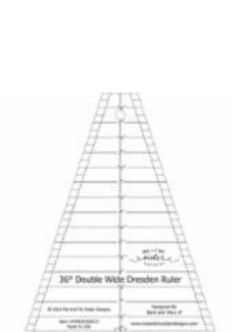


WHAT'S NEW!!


Wilmington:



Andover, the Outlander tv show fabric:









From Camelot Cottons: Harry Potter, Marvel Comics, a couple more Star Wars & Star Trek:



From Blank & Stof:



From Hoffman:






From Robert Kaufman:



(plus about 9 more pinks from Kona Cottons)

From Alexander Henry:



January Classes & Special Events

Beginning Quilting Sun. starting Jan 15 1-4 OR Wed Jan 18 6-9 **8 weeks**

\$65 Barb Boyer

This comprehensive 8-week course will introduce to you almost everything you need to know about piecing a quilt top. Along the way you will learn about color, batting, thread, machines and various techniques to give you the skills to make almost any quilt.

Wild Orchid Raven Quilt Fri. Jan 30, 2-4 \$20 (ongoing, but you can join anytime)

This block of the month will feature a different raven block, from the Raven book by Blackbird Designs. You can hand applique the blocks, but class will show you how to trace the pieces, fuse them in place and applique around by machine.

Friday Nighters, last Friday of the month 5:30-? \$10 Barb Boyer

This class will help you get organized for Christmas 2015 -- or just help you get things done. You give me a list of your "to dos" or unfinished projects you want to finish and then each month I check off what you've completed. Trust me. If you need incentive to stay on track, this is it. You can bring your sewing machine or do hand work.


Lone Star Sat. Jan. 28, , Feb 18, Mar 18 1:30-4 \$25 Barb Boyer

We are highlighting Bucket List Quilts this year and next. Our Bucket List quilts are those that are 1) traditional, 2) employ a unique sewing technique or skill, 4) quirky (Stack & Whack, Buggy Barn), and 3) everyone talks about wanting to make sometime in their life. Last year we did 4 Bucket List quilts: Log Cabin, Bear's Paw, Double Nine Patch, Stack & Whack and a Paper Piecing quilt (Misty Pond). This year we will make a Lone Star, a Grandmother's Flower Garden (English Paper Piecing style), Tennessee Waltz and a One Block Wonder. And that's just for Spring! The Lone Star quilt uses a Le Moyne Star construction, or Y-Seam. It is also a perfect quilt for hand quilting!



English Paper Piecing 4th (or last) Mondays 2-4 Barb Boyer
\$20

English paper piecing dates back to the early 1800s. It is a hand sewing method that uses paper templates to help sew complex angles together, like hexagons. Any number of different designs can be made, including **Grandmother's Flower Garden-this is the pattern I am doing this year**. Several patterns will be available, including traditional Flower Garden and the Downton Abbey free pattern.



February Classes & Special Events

Hand Quilting Wed. Feb. 1, 1-3 \$25 Sandra Freeburg


Hand quilting is an art that should not be lost. By the end of Sandra's class you will be hand quilting with confidence. Everyone has at least one special quilt that calls out for hand quilting. And there is nothing better than the feel of a hand quilted quilt. Do yourself a favor and learn this art that connects us to our past -- our mothers, grandmothers and great grandmothers.

Beginning Quilting ongoing, Feb 1, 8, 15, 22, 29 (6-9) OR 12,

19, 26 (1-4)

Camden Bag Thur. Feb 2, 16, (1-4) OR & Sat Feb. 11, 25 1-4 \$25 Sue Frerich

Zigzag together fabric-covered fusible-batting strips for the sides of this charming oval-bottom handmade bag. The pattern has two sizes to choose from: Large 18" wide x 16" tall x 12" deep
Small 13" wide x 9" tall x 9" deep. Sue will walk you through the steps to make this great bag!




Block of the Month Sat. Feb. 3 10:30-11:15 FREE Barb Boyer

Join at any time. You get a free fat quarter if you come to class with the previous month's completed block. This year we're making a basket quilt. Each block will be a different basket. The challenge, if you choose to accept it, is to use plaids!

Eleanor Burns: Stars Across America 1st Sat of the month, OR 1st Mon of each month

Feb - July 1-4 \$25

Eleanor Burns has designed 12 quilt blocks, plus various pieced borders to go with each block, that celebrate 12 famous women, including Martha Washington, Harriet Tubman and Eleanor Roosevelt. Come learn their stories and piece their blocks, using traditional fabrics or make it modern and celebrate today's rising stars from designers like Tula Pink and Kathy Dougherty.



Monthly Minis First Saturday of the Month, Feb-Dec. 4-6 \$10 for the year (plus patterns or kits)

This year we are doing Holiday House, pre laser cut. Each kit will be app. \$40. These blocks can be made into a quilt, or kept separate as individual wall hangings.



Knit Pickers' Club 2nd Thurs. of each month, 6-8:30 Carol Moler
Every second Thursday, we're getting together to practice our knitting. The Club is open to all skill levels. We want to share what we've learned, find new patterns, and simply just sit and knit.

All Things Christmas! 2nd Fridays every other month. 1-4 \$20/per class Barb Boyer & Sue Frerich

We will do 6 Christmas projects this year, including a full sized quilt, a table runner, an ornament, and other fun projects. You can pick and choose which projects you would like to do or sign up for all of them and get 1 class for free! First project is a small wall hanging using a panel featuring trucks & trees. Red of course. We will have limited kits available for sale, but any fabrics can be used.



Hand Embroidery Club 2nd Sat. of the month, 10-noon FREE (but see below) Kathy Sconce

(Club normally meets the 2nd Sat. of each month from 10-noon)

Starting this fall we are doing barns. If you want to participate, there will be a COST. The patterns is \$20

+ \$12 for printing. Each month, I will print the barn on Transfer Ez for you. Bring your fabric and supplies (floss, hoop, scissors, etc), and we will sit & stitch on the blocks during class. Fabric requirements will be provided in the first class.

Back Basting Wed. Feb. 15, 1-3 Sandra Freeburg \$25

Back basting is a template free method of needle turn applique. No slippery freezer paper or chalked lines on top that never seem to get turned under quite right. This method is especially great for traveling, because your pieces will be basted onto your background -- no need for pins to get in the way. This class is great for beginners and all levels of appliquers. Don't let hand applique frustrate you. It's really easy and relaxing!



Lone Star Sat. Feb 18, Mar 18 1:30-4 ongoing

Wild Orchid Raven Quilt last Friday of the month ongoing, 2-4 \$20

This block of the month will feature a different raven block, from the Raven book by Blackbird Designs. You can hand applique the blocks, but class will show you how to trace the pieces, fuse them in place and applique around by machine.

Friday Nighters, last Friday of the month 5:30-? \$10 Barb Boyer

This class will help you get organized for Christmas 2015 -- or just help you get things done. You give me a list of your "to dos" or unfinished projects you want to finish and then each month I check off what you've completed. Trust me. If you need incentive to stay on track, this is it. You can bring your sewing machine or do hand work.

English Paper Piecing 4th (or last) Mondays 2-4 Barb Boyer \$20 (fee per year)

English paper piecing dates back to the early 1800s. It is a hand sewing method that uses paper templates to help sew complex angles together, like hexagons. Any number of different designs can be made, including **Grandmother's Flower Garden-this is the pattern I am doing this year**. Several patterns will be available, including traditional Flower Garden and the Downton Abbey free pattern.

January 2017

Sunday	Monday	Tuesday	Wednesday	Thursday	Friday	Saturday
1 CLOSED New Year's day	2	3	4	5	6 Open Sew1-4	7 BOM 10:30-11:30 Row By Row
8	9	10	11	12 Full Moon Knit Pickers' Club 6-8:30	13 All Things Halloween 1-4	14 Embroidery Club 10-noon Fat Quarter Fun 1-6
15 Beginning Quilt 1-4	16 Stripped Flannel 10:30-4 M L King Day	17	18 Beginning Quilt 6-8:30	19 Misty Pond 1-4	20 Open Sew1-4	21 Eleanor Burns EI's Garden Sampler 1-6
22 Beginning Quilt 1-4	23 Fat Quarter Fun 1-6	24	25 Beginning Quilt 6-8:30	26	27 Wild Orchid Raven Quilt 2-4 Friday Nighters 5:30 -?	28 Lone Star 10:30-4
29 Beginning Quilt 1-4	30 English Paper Piecing 2-4	31				Color of the month: Purple

February 2017

Sunday	Monday	Tuesday	Wednesday	Thursday	Friday	Saturday
			1 Hand quilting 1-3 Beginning Quilt 6-8:30	2 Camden Bag1-4	3 Open Sew1-4	4 BOM 10:30-11:30 Eleanor Burns: Stars Across America 1-4 Monthly Mini 4-6
5 CLOSED	6 Eleanor Burns: Stars Across America 1-4	7	8 Beginning Quilt 6-8:30	9 Knit Pickers' Club 6-8:30	10 All Things Christmas 1-4 Full Moon	11 Embroidery Club 10-noon Camden Bag1-4
12 Beginning Quilt 1-4	13	14 Valentine's Day	15 Back Basting 1-3 Beginning Quilt 6-8:30	16 Camden Bag1-4	17 Open Sew1-4	18 Lone Star 10:30-4
19 Beginning Quilt 1-4	20 President's Day	21	22 Beginning Quilt 6-8:30	23	24 Wild Orchid Raven Quilt 2-4 Friday Nighters 5:30 -?	25 Camden Bag1-4
26 Beginning Quilt 1-4	27 English Paper Piecing 2-4	28				Color of the month: Red

[Empty space for notes or additional information]

HAND EMBROIDERY CLUB

If you want to learn to hand embroider or just brush up your technique, join us on the second Saturday of the month from 10 to noon. We provide free vintage patterns, and this year we will have free patterns of girls with hats, that you can embroider, embellish and color. Each month Kathy Sconce shows us a new stitch to try, plus, she guides us through thread choices, how to knot, fabrics to use, and tracing techniques.

Knit Pickin' Club

This is another get-together class to sit & knit, work on our projects, share information and get some help. We will share techniques, suggest patterns, but mainly we'll sit & knit (or pick).

Toad Toters

On full moon days (as noted in the calendar) you will get 20% off all purchases (not otherwise discounted) that you can fit in your bag. You must bring your bag to participate.

Full Moon Days: Jan 12, Feb 10, March 12, April 11, May 10.

Discount Policy

We will honor only one discount -- whichever is largest. You can't combine a 10% with a 25% discount to get a 35% discount. On this we can't be bribed.

Color of the Month

January purple, February red, March green, April yellow, May neutrals/beiges/whites.

Join the fun and come feel the difference of quality fabrics.

Happy quilting!

Sincerely, Barbara Boyer

Around the Block

307-433-9555

www.aroundtheblockquilts.com