

## Quilter's Patch Quilt Kits!

This is Edyta Sitar's newest Block of the Month book. And we have it kitted just for you! Spoiler Alert: We have 2 kits left. Kits are \$264 or \$22/month with credit card. If you are interested please let me know quickly. These kits will not be on the 40% off sale at the end of the month. We also have all the Moda bolts that make up this line. Even though winter has just started, this is the perfect Pick Me Up quilt to brighten the short winter days.

We will also have a Hints & Tips class once a month (I haven't scheduled it yet), in case you need a little help. Look for those classes to start in January or February.



January 13, 2017

Some things in life are just too funny not to share.

I have a dead mailbox. Beheaded by the wind.

That was the 75 mph gusts on Monday night/Tuesday morning. To be fair, the mailbox was a little shaky anyway. But still.

Consequently, we're going to have a "What Wind?" Contest. Design a 12" block that depicts your favorite wind moment. My block will depict the beheaded mail box. What moment will you choose?

Now this all brings to mind a contest Nebraska had a long time ago, called The Death of Sun Bonnet Sue, or How to Kill Sun Bonnet Sue--something like that. Quilters have a love hate relationship with this traditional block. I fall into the hate side. So when I saw the Nebraska quilt depicting all sorts of ways to kill Sun Bonnet Sue, I was overjoyed. Okay, maybe that's a little over the top, but I did think it was hilarious. I only remember a couple of blocks, but one had Sue as road kill, in another she was hanging from a tree. I've since heard of other ways to do in Sue: being eaten by a dinosaur, being tossed up into a tornado, being stabbed from shower curtain scene depiction from Psycho. Even Overall Bill could get into the action.

But back to the contest: The What Wind? Contest offers a different avenue to vent your frustration with our local wind. Every year we say it's worse than before. But there can be humor in the wind--as evidenced by my mailbox. It was even hard to get out of the car to get the picture, because the wind was still blowing hard that morning.

So come up with something clever--shingles flying off a roof, trash from Utah in your yard, little dogs being tossed around--Becca wouldn't find that funny, but Cassidy would.

Have fun, and I look forward to seeing your blocks.



## What Wind? Contest

If we have to put up with the wind, might as well have a little fun.

Contest Rules: 1) Design a "What Wind?" 12" finished block. Blocks can be pieced, appliqued, embroidered--your choice. It must finish at 12" (which means, unfinished it will be 12 1/2"). Block must be provided.

2) Provide a written pattern.

3) Deadline: March 15.

4) Blocks will be displayed in the shop and customers can vote for their favorite.

Now here's the fun part (if designing a block wasn't fun enough :))



Everyone who enters will be able to get the patterns from all the other entrants. Each entrant will also select a charity of her choice, to be written on a slip of paper & put into a bowl. On March 18, National Quilt Day, several things will happen: A Viewer's Choice Award of \$25 gift certificate will be awarded, patterns of all the blocks will be given to entrants, and we'll draw for the favorite charity.

My job, after the contest, will be to put together all blocks into a quilt. This quilt will then be given to the favorite charity as a raffle/fund raiser.

Make sense? All clear? It's Friday the 13th and all sorts of odd things have been happening, so I'm sure I left out some important detail. If you have questions, just ask.

## WHAT'S NEW!!

I have most everything posted. We have some more new books, a few other patterns, and I know I left a couple of bolts out.








From Camelot Cottons: Harry Potter, Marvel Comics, a couple more Star Wars & Star Trek:




From Blank & Stof:



From Hoffman:







From Robert Kaufman:



(plus about 9 more pinks from Kona

Cottons)

From Alexander Henry:




# January Classes & Special Events

## **Hand Embroidery Club** 2<sup>nd</sup> Sat. of the month, 10-noon FREE (but see below) Kathy Sconce

(Club normally meets the 2nd Sat. of each month from 10-noon)

Starting this fall we are doing barns. If you want to participate, there will be a COST. The patterns is \$20 + \$12 for printing. Each month, I will print the barn on Transfer Ez for you. Bring your fabric and supplies (floss, hoop, scissors, etc), and we will sit & stitch on the blocks during class. Fabric requirements will be provided in the first class.



## **Fat Quarter Fun** Sat. Jan. 14, OR Mon Jan 23 1-6 \$20 Barb Boyer & Sue Frerich

Every other month we will make a quilt using fat quarters (plus additional fabrics for borders). Three of the quilts will be from the same book, and the last 3 quilts will come from another book, maybe 2 books. Each quilt will employ a new cutting or sewing technique, just to keep it interesting! We will have limited kits of each quilt. We will offer these classes twice-a-week, Saturday or Monday. First quilt: Hearts! Just in time for Valentines Day.



## **Beginning Quilting** Sun. starting Jan 15 1-4 OR Wed Jan 18 6-9 **8 weeks** \$65 Barb Boyer

This comprehensive 8-week course will introduce to you almost everything you need to know about piecing a quilt top. Along the way you will learn about color, batting, thread, machines and various techniques to give you the skills to make almost any quilt.

## **Stripped Flannel (Zigger Zag) Mon.** Jan. 16, 10:30-4 \$20 Barb Boyer

It's Holiday! Perfect time to sew. The Zigger Zag pattern is done with 2 1/2" strips. If you were lucky and got a kit, bring it to class. If not, bring your fabric and we can cut strips for you using the Accu Cutter.



## **Misty Pond-ongoing Thurs. Jan 19, 1-4**

## **Eleanor Burns El's Garden Sampler Quilt** ongoing Jan. 21

## **Wild Orchid Raven Quilt** Fri. Jan 30, 2-4 \$20 (ongoing, but you can join anytime)

This block of the month will feature a different raven block, from the Raven book by Blackbird Designs. You can hand applique the blocks, but class will show you how to trace the pieces, fuse them in place and applique around by machine.

### **Friday Nighters, last Friday of the month** 5:30-? \$10 Barb Boyer

This class will help you get organized for Christmas 2015 -- or just help you get things done. You give me a list of your "to dos" or unfinished projects you want to finish and then each month I check off what you've completed. Trust me. If you need incentive to stay on track, this is it. You can bring your sewing machine or do hand work.

### **Lone Star** Sat. Jan. 28, , Feb 18, Mar 18 1:30-4 \$25 Barb Boyer

We are highlighting Bucket List Quilts this year and next. Our Bucket List quilts are those that are 1) traditional, 2) employ a unique sewing technique or skill, 4) quirky (Stack & Whack, Buggy Barn), and 3) everyone talks about wanting to make sometime in their life. Last year we did 4 Bucket List quilts: Log Cabin, Bear's Paw, Double Nine Patch, Stack & Whack and a Paper Piecing quilt (Misty Pond). This year we will make a Lone Star, a Grandmother's Flower Garden (English Paper Piecing style), Tennessee Waltz and a One Block Wonder. And that's just for Spring! The Lone Star quilt uses a Le Moyne Star construction, or Y-Seam. It is also a perfect quilt for hand quilting!



### **English Paper Piecing 4<sup>th</sup> (or last)** Mondays 2-4 Barb Boyer \$20

English paper piecing dates back to the early 1800s. It is a hand sewing method that uses paper templates to help sew complex angles together, like hexagons. Any number of different designs can be made, including **Grandmother's Flower Garden-this is the pattern I am doing this year**. Several patterns will be available, including traditional Flower Garden and the Downton Abbey free pattern.





## January 2017

Sunday	Monday	Tuesday	Wednesday	Thursday	Friday	Saturday
1 CLOSED <a href="#">New Year's day</a>	2	3	4	5	6 Open Sew 1-4	7 BOM 10:30-11:30 Row By Row
8	9	10	11	12 Full Moon Knit Pickers' Club 6-8:30	13 All Things Halloween 1-4	14 Embroidery Club 10-noon Fat Quarter Fun 1-6
15 Beginning Quilt 1-4	16 Stripped Flannel 10:30-4 <a href="#">ML King Day</a>	17	18 Beginning Quilt 6-8:30	19 Misty Pond 1-4	20 Open Sew 1-4	21 Eleanor Burns El's Garden Sampler 1-6
22 Beginning Quilt 1-4	23 Fat Quarter Fun 1-6	24	25 Beginning Quilt 6-8:30	26	27 Wild Orchid Raven Quilt 2-4  Friday Nighters 5:30 -?	28 Lone Star 10:30-4
29 Beginning Quilt 1-4	30 English Paper Piecing 2-4	31				Color of the month: Purple

\*\*\*\*\*

### **HAND EMBROIDERY CLUB**

If you want to learn to hand embroider or just brush up your technique, join us on the second Saturday of the month from 10 to noon. We provide free vintage patterns, and this year we will have free patterns of girls with hats, that you can embroider, embellish and color. Each month Kathy Sconce shows us a new stitch to try, plus, she guides us through thread choices, how to knot, fabrics to use, and tracing techniques.

\*\*\*\*\*

### **Knit Pickin' Club**

This is another get-together class to sit & knit, work on our projects, share information and get some help. We will share techniques, suggest patterns, but mainly we'll sit & knit (or pick).

### **Toad Toters**

On full moon days (as noted in the calendar) you will get 20% off all purchases (not otherwise discounted) that you can fit in your bag. You must bring your bag to participate.

Full Moon Days: Jan 12, Feb 10, March 12, April 11, May 10.

### **Discount Policy**

We will honor only one discount -- whichever is largest. You can't combine a 10% with a 25% discount to get a 35% discount. On this we can't be bribed.

### **Color of the Month**

January purple, February red, March green, April yellow, May neutrals/beiges/whites.

\*\*\*\*\*

Join the fun and come feel the difference of quality fabrics.

Happy quilting!

Sincerely,

Barbara Boyer  
Around the Block  
307-433-9555

[www.aroundtheblockquilts.com](http://www.aroundtheblockquilts.com)