



Around the Block
QUILT SHOP

February 3, 2017

The fort that I built for the dogs isn't really working. Meaning, they don't use it. It sits on the deck on the north side of the house. Which means it doesn't get much sunlight. Instead, the dogs sit out by the big tree, using the trunk for a wind break. When means they sit in the sun.

For those of you unfamiliar with Wyoming, a big tree means the trunk is, maybe, six inches around. Maybe 8. That's big for around here. I remember when I saw my first really, really big tree. I was in West Virginia at the Greenbrier Hotel. It was an elm tree-at that time most elms had died because of the Dutch elm disease, but this tree had survived. You could build a house underneath its branches, it was so big. Okay, it wasn't that big, but it could host a huge picnic for a family of 100 and everyone could be under its shade.

Now I had been in West Virginia for a couple of years at that point, and I had seen lots of trees. I grew up in Omaha, where there were lots of trees, but not like the lots of trees that West Virginia had. But I had never seen anything like this magnificent elm.

And then I saw a redwood tree, many years later, in California, and I was transfixed. Looking at a redwood tree is a bit like looking at the Grand Canyon. You can see it, but you can't process it. It falls into the unfathomable category.

Anyway, my big tree isn't like that at all. But the dogs like it because it gets a southern exposure-meaning, they can sit in the sun and use the tree as a wind break. A 6 inch wind break. Actually it's pretty pathetic, but that's what they like. I guess. At least that's where they hang out.

So to remedy the situation, I'm planning on moving the fort under the tree. It's what I do-always the best for my pets. Okay, I know, they are 5 and 8 years old (something like that), and this is the first fort I've built for them. But in past years, I put them in the back yard, with a big 6 foot cedar fence and a garage for shelter. And, if you've been following the Becca/Cassidy saga, you know that last year they either dug under the fence, or simply found the weak spots and broke it apart. So no more backyard for them.

I broke the news to Becca last night about moving the fort.

"I thought you were going to build us a greenhouse?"

"I can't do that until this summer. In the meantime, I thought you'd like to have your fort out in the sun."

"So you're going to use the straw bales as a wall to keep the wind out."

"Basically, that's right."

"I thought you were against building walls."

I didn't see this coming. "This isn't that kind of a wall. I'm not planning on keeping things out. I'm just building a wind break."

"That's what you say now. Who's going to pay for this wall?"

"I already paid for it. And it's a wind break, not a wall. The straw bales are on the deck. I just have to move them. Why are you so worried about this?"

"You drink Corona beer, right?" How she knows this, I have no idea.

"Yah....," wondering where this is going....

"Well, you're going to be spending a lot more money to buy Corona because of the import tax on Mexican goods. If Mexico won't pay for Trump's wall, somebody has to. I guess that's you."

Honestly, I know she doesn't get this from the tv because I don't watch the news.

"It's not that kind of a wall, Becca. It's just a wind break. And anyway, I don't drink that much beer. I can always drink something else."

"Heiniken, Dos Equis, Guinness, Harp. What about avocados? They're imported, too."

"I don't eat avocados."

"Well that's good, because they're going to get more expensive so that you can pay for our wall."

"Becca, I've already paid for your wall. I told you, it's sitting on the deck."

"Ah, it's now a wall & not a wind break. You're already changing your story." Becca looked smug as she said this.

"I know," she went on, "you can sell the cat to pay for the wall."

"Becca!"

BTW: I have switched formats for the newsletter. I'm trying out a format that is more compatible with phones. However, I have heard from a couple of people that they can't read the newsletter on their computer--the sentences get chopped off. I can read it on my computer, but I do have to move the screen back & forth. Sometimes there is a printable version that you can click on--haven't looked for that option yet. But if you would let me know if you are having trouble. I will then get with the tech folks at Constant Contact to see if they can help with that problem. Thanks.

What Wind? Contest

If we have to put up with the wind, might as well have a little fun.

Contest Rules: 1) Design a "What Wind?" 12" finished block. Blocks can be pieced, appliqued, embroidered--your choice. It must finish at 12" (which means, unfinished it will be 12 1/2"). Block must be provided.

2) Provide a written pattern.

3) Deadline: March 15.

4) Blocks will be displayed in the shop and customers can vote for their favorite.

Now here's the fun part (if designing a block wasn't fun enough :))


Everyone who enters will be able to get the patterns from all the other entrants. Each entrant will also select a charity of her choice, to be written on a slip of paper & put into a bowl. On March 18, National Quilt Day, several things will happen: A Viewer's Choice Award of \$25 gift certificate will be awarded, patterns of all the blocks will be given to entrants, and we'll draw for the favorite charity.

My job, after the contest, will be to put together all blocks into a quilt. This quilt will then be given to the favorite charity as a raffle/fund raiser.

Make sense? All clear? It's Friday the 13th and all sorts of odd things have been happening, so I'm sure I left out some important detail. If you have questions, just ask.



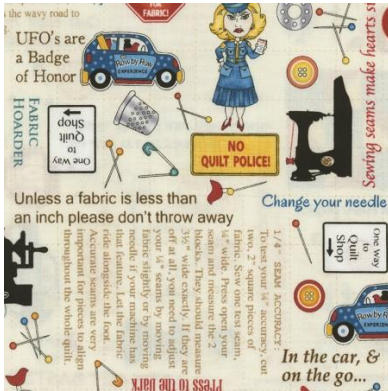


WHAT'S NEW!!

From Kaufman:






Timeless:



Stof:



Anthology.







Wilmington:



Andover, the Outlander tv show fabric:



February Classes & Special Events

Beginning Quilting ongoing, Feb 1, 8, 15, 22, 29 (6-9) OR 12, 19, 26 (1-4)

Camden Bag Thur. Feb 2, 16, (1-4) OR & Sat Feb. 11, 25 1-4 \$25 Sue Frerich
Zigzag together fabric-covered fusible-batting strips for the sides of this charming oval-bottom handmade bag. The pattern has two sizes to choose from: Large 18" wide x 16" tall x 12" deep Small 13" wide x 9" tall x 9" deep. Sue will walk you through the steps to make this great bag!



Block of the Month Sat. Feb. 3 10:30-11:15 FREE Barb Boyer
Join at any time. You get a free fat quarter if you come to class with the previous month's completed block. This year we're making a basket quilt. Each block will be a different basket. The challenge, if you choose to accept it, is to use plaids!

Eleanor Burns: Stars Across America 1st Sat of the month, OR 1st Mon of each month

Feb - July 1-4 \$25

Eleanor Burns has designed 12 quilt blocks, plus various pieced borders to go with each block, that celebrate 12 famous women, including Martha Washington, Harriot Tubman and Eleanor Roosevelt. Come learn their stories and piece their blocks, using traditional fabrics or make it modern and celebrate today's rising stars from designers like Tula Pink and Kathy Dougherty.



Monthly Minis First Saturday of the Month, Feb-Dec. 4-6 \$10 for the year (plus patterns or kits)

This year we are doing Holiday House, pre laser cut. Each kit will be app. \$40. These blocks can be made into a quilt, or kept separate as individual wall hangings.



Knit Pickers' Club 2nd Thurs. of each month, 6-8:30 Carol Moler
Every second Thursday, we're getting together to practice our knitting. The Club is open to all skill levels. We want to share what we've learned, find new patterns, and simply just sit and knit.

All Things Christmas! 2nd Fridays every other month. 1-4 \$20/per class Barb Boyer & Sue Frerich

We will do 6 Christmas projects this year, including a full sized quilt, a table runner, an ornament, and other fun projects. You can pick and choose which projects you would like to do or sign up for all of them and get 1 class for free! First project is a small wall hanging using a panel featuring trucks & trees. Red of course. We will have limited kits available for sale, but any fabrics can be used.



Hand Embroidery Club 2nd Sat. of the month, 10-noon FREE (but see below) Kathy Sconce

(Club normally meets the 2nd Sat. of each month from 10-noon)

Starting this fall we are doing barns. If you want to participate, there will be a COST. The patterns is \$20 + \$12 for printing. Each month, I will print the barn on Transfer Ez for you. Bring your fabric and supplies (floss, hoop, scissors, etc), and we will

sit & stitch on the blocks during class. Fabric requirements will be provided in the first class.

Back Basting Wed. Feb. 15, 1-3 Sandra Freeburg \$25

Back basting is a template free method of needle turn applique. No slippery freezer paper or chalked lines on top that never seem to get turned under quite right. This method is especially great for traveling, because your pieces will be basted onto your background -- no need for pins to get in the way. This class is great for beginners and all levels of appliquers. Don't let hand applique frustrate you. It's really easy and relaxing!



Lone Star Sat. Feb 18, Mar 18 1:30-4 ongoing

Wild Orchid Raven Quilt last Friday of the month ongoing, 2-4 \$20

This block of the month will feature a different raven block, from the Raven book by Blackbird Designs. You can hand applique the blocks, but class will show you how to trace the pieces, fuse them in place and applique around by machine.

Friday Nighters, last Friday of the month 5:30-? \$10 Barb Boyer

This class will help you get organized for Christmas 2015 -- or just help you get things done. You give me a list of your "to dos" or unfinished projects you want to finish and then each month I check off what you've completed. Trust me. If you need incentive to stay on track, this is it. You can bring your sewing machine or do hand work.

English Paper Piecing 4th (or last) Mondays 2-4 Barb Boyer \$20 (fee per year)

English paper piecing dates back to the early 1800s. It is a hand sewing method that uses paper templates to help sew complex angles together, like hexagons. Any number of different designs can be made, including **Grandmother's Flower Garden-this is the pattern I am doing this year**. Several patterns will be available, including traditional Flower Garden and the Downton Abbey free pattern.

February 2017

Sunday	Monday	Tuesday	Wednesday	Thursday	Friday	Saturday
			1 Hand quilting 1-3 Beginning Quilt 6-8:30	2 Camden Bag1-4	3 Open Sew1-4	4 BOM 10:30- 11:30 Eleanor Burns: Stars Across America 1-4 Monthly Mini 4-6
5 CLOSED	6 Eleanor Burns: Stars Across America 1-4	7	8 Beginning Quilt 6-8:30	9 Knit Pickers' Club 6-8:30	10 All Things Christmas 1-4 Full Moon	11 Embroidery Club 10-noon Camden Bag1-4
12 Beginning Quilt 1-4	13	14 Valentine's Day	15 Back Basting 1-3 Beginning Quilt 6-8:30	16 Camden Bag1-4	17 Open Sew1-4	18 Lone Star 10:30-4
19 Beginning Quilt 1-4	20 Presidents' Day	21	22 Beginning Quilt 6-8:30	23	24 Wild Orchid Raven Quilt 2-4 Friday Nighters 5:30 -?	25 Camden Bag1-4
26 Beginning Quilt 1-4	27 English Paper Piecing 2-4	28				Color of the month: Red

HAND EMBROIDERY CLUB

If you want to learn to hand embroider or just brush up your technique, join us on the second Saturday of the month from 10 to noon. We provide free vintage patterns, and this year we will have free patterns of girls with hats, that you can embroider, embellish and color. Each month Kathy Sconce shows us a new stitch to try, plus, she guides us through thread choices, how to knot, fabrics to use, and tracing techniques.

Knit Pickin' Club

This is another get-together class to sit & knit, work on our projects, share information and get some help. We will share techniques, suggest patterns, but mainly we'll sit & knit (or pick).

Toad Toters

On full moon days (as noted in the calendar) you will get 20% off all purchases (not otherwise discounted) that you can fit in your bag. You must bring your bag to participate.

Full Moon Days: Jan 12, Feb 10, March 12, April 11, May 10.

Discount Policy

We will honor only one discount -- whichever is largest. You can't combine a 10% with a 25% discount to get a 35% discount. On this we can't be bribed.

Color of the Month

January purple, February red, March green, April yellow, May neutrals/beiges/whites.

Join the fun and come feel the difference of quality fabrics.

Happy quilting!

Sincerely, Barbara Boyer

Around the Block

307-433-9555

www.aroundtheblockquilts.com