



Around the Block  
QUILT SHOP

---

August 11, 2017

Please indulge me with my Spain stories. I'm writing for me, so I can remember, but I'm also writing for my singing friends that I met on this trip, with the hope that some of my experiences resonate with them.

When you travel you have to be ready for anything, especially when it comes to hotel rooms. For example....

Our hotel room in Barcelona. First off, we arrived at the hotel around 10 a.m. Our room didn't become available until 3:40. Our first rehearsal was at 4. Now, late hotel rooms aren't unusual, but the check in process was a bit tedious, and we encountered lines again--remember these are stories about Spain and lines, not necessarily in that order. To be fair, we had about 100 people to check in, 2 clerks & no rooms yet cleaned. Finally our tour coordinators stepped in, put room keys in envelopes & started calling out names. Unfortunately, the first people to get rooms were the singers who were still stuck in New York. Toward the end, Heidi & I started bidding on rooms. Not necessarily showing our best behavior, but we were a bit tired. We were willing to take anything.

Now, this hotel had recently been retrofitted. For example, we think the hotel pool was reoriented to the roof from the main floor, and the pool space was turned into a breakfast/lunch area with a "top" that looked a little like the Denver airport canopy. You could look down on the breakfast room/former pool from the windows on each floor, like a courtyard surrounded by rooms. To get to the pool, you had to go down to the lobby, around the corner to a different elevator and then up to the 8th floor. Slightly strange, but worth the effort. The rooftop pool had great views, a constant breeze, a bar, food, and, of course, refreshing water for cooling off.

The room itself was fascinating. You had to stick your key card into the light switch to activate most of the lights. That took a trip to the front desk to figure out because .... remember the lines? .... no one answered the phone at the front desk. And, of course, I had to stand in line to ask my question.

Each room had a safe, but no key. You had to get the key from the ..... you got it, the front desk. And, the hotel had not made enough keys for all of the safes. You had to wait for someone to turn in a key. We never got a key. You could use the safe at the front desk, but .....did I mention the lines?

The room itself had 2 useable outlets for plug ins, and none by the beds. And of course, we're Americans with a minimum of 2 things that have to be plugged in every night. Heaven help the business person or Japanese tourist (only other nation more

obsessed with electronic devices) with a cell phone, a computer, a tablet and ipod-times 2 or 3 people to a room. And there was no "quick" charging anything. It took a good 8 hours to get a 50% charge on my tablet--important because that is where my music was.

Now the beds were interesting. They were on rollers and shoved together in the middle of the room. There was one long stretched-across-the-bed, pillow, and one, small pillow, stuffed into a vinyl cover. It took us two days to figure out that we could unstuff the small pillow. Until we figured that out, we were tempted to steal pillows from the lobby. We generally folded the other pillow in half for sleeping or a back pillow for sitting up in bed. But if you put the pillows behind your back, and leaned against the head of the bed, the bed, which was on rollers, rolled away. For an extra pillow, I took one of the heavy blankets, kept it folded, and put it under my knees for a prop. I think we mystified the cleaning crew as to what we were doing with all of this.

The bathroom was interesting, too. My first venture in the shower was very scary. The tub was high, no handrail on the outside of the tub, and no sticky things on the bottom of the tub. And the tub sloped precariously. Gave me nightmares and I was about to brave the lines at the front desk & ask for a bath matt, until I decided to just use the terry cloth floor matt in the tub. The hand towel then became the floor matt. Worked like a charm. I'm not sure they ever dried out between shower visits. And speaking of towels, there were no wash cloths provided. I'm guessing mold & mildew figured into that choice, but if you didn't bring your own scrubbie you just had to function with a little tiny bar of soap. And we had one glass each, to hold the toothbrush.

And another thing--there were no drawers. There were a couple of shelves, but you couldn't hide anything in drawers. You know me. You've seen the classroom at the shop. I'm kinda all over the place. If I have a drawer, I can stuff everything inside and the room will look neat. Without drawers, it's like rooming with a 2-year-old: music, knitting, sewing, pens, journal, phone, tablet, pencil box, postcards, souvenirs, books, food scattered & piled everywhere.

But we did have a very big window, with some ledges that we could hook hangers onto. And a sill underneath, all of which functioned as a clothesline. We checked & from the street you could see our laundry hanging from the windows. It took about 2 days to dry and I think I might have been better off wearing sweated tops vs mildew smelling tops.

And for the classiest touch of all, the room had 2 numbered paintings/drawings on the walls. Not your ordinary wall art from Hobby Lobby for decoration.

All in all, after all of our modifications, the room became home for us for 10 days. And check out? No lines.

# THE PONY EXPRESS COLLECTION

Northcott has collaborated with the Pony Express Museum in St. Joseph Missouri to create a fabric collection that honors this unique part of American history! The collection includes authentic replicas of artwork from the museum.

There is also a Pony Express pin with coordinating charms for each of the 8 states along the Pony Express route. We do have the pins, but they won't be available until 1) either I get back, so August 1, or 2) not until September when the Pony Express Event actually starts. I think I can sell the charms as soon as I get them, but I will keep you posted. There are a lot of rules.....

## **THE PONY EXPRESS BLOCK PARTY Runs September 9th-24th, 2017**

Exclusive to the States on the Pony Express Trail:

Missouri, Wyoming, Utah, Colorado, Nevada, California, Nebraska and Kansas

### **How it works:**

Participating shops will offer a free block pattern that have been designed with the Pony Express Collection. Visit participating shops, get a sticker on your Block Party Postcard (we have those) and get your pattern. Once you have collected 12 different shop stickers you must be the first to present your fully stickered postcard at the 12th shop to be redeemed for a \$75 fabric prize. Each shop has one first entry \$75 fabric prize to distribute. If that shop has already handed out their first entry \$75 fabric prize, there are 5 runner-up charm prizes.

Go to the Northcott web site to see a listing of all the shops that are participating.

<http://www.northcott.com>

## **PONY EXPRESS QUILT CHALLENGE**


Put your blocks to use and create a quilt with a minimum of 6 blocks from 6 different shops from the Pony Express Block Party. Take a picture and submit it to [submissions@northcott.com](mailto:submissions@northcott.com) by November 4th, 2017 for a chance to win one of three prizes from Northcott.




I'm waiting on more information about the pins & charms and as soon as I know, I will pas along the info. If you are interested in a pin & charm, please sign up--that will guarantee that you get one from me. I have also reordered fabric--the map has already come in, other bolts will come next week. I don't know how much longer I will be able to get additional bolts, so don't wait too long to make your choices.

---




# WHAT'S NEW!!

From Northcott: Pony Express: More panels of the map are coming next week.









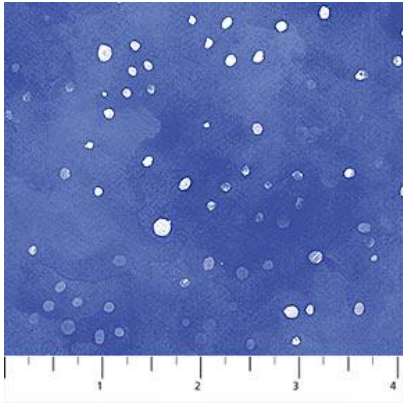
From Art Gallery:








From Northcott: We also got twinkle light for the panels & we'll show you how they work, after we've figured it out.





From Red Rooster:  
From Hoffman:



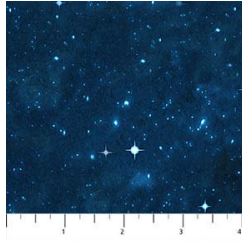


From Hoffman:







From Northcott:



From Moda:





## ROW BY ROW!

Here is our Row! It's called, "Who Let the Horses Out ..... of the Barn."  
The block with the horses is an elongated Hole in the Barn Door block.



---

## August Classes and Special Events (Check calendar below for dates & times)

1. Cora the Owl: Aug. 5 1-3(for discussion of fabric, cutting, etc); and Aug 12 1-6 (for how to put it together, quilting, etc). \$25 Sue Frerich is back!
2. All Things Christmas, Aug 11 1-4: Santa & Reindeer on Skates. Very cute from Happy Hollow Designs. \$20. Barb Boyer
3. Beginning Machine Quilting: Aug. 16, 1-4. Sue Frerich Learn the basics of machine quilting on you home machine.
4. Solar Eclipse Extravaganza! Aug 19, Disappearing Triangle quilt, 10:30-5 \$20 Barb Boyer. precut squares and yardage. The second quilt is called the Disappearing 9-patch, on Wed. Aug 23 (NEW TIME). \$20 Barb Boyer. This quilt uses charm packs & yardage. CHANGE IN PLANS FOR CASPER. I PLAN TO GO UP SUNDAY, LEAVING AROUND 4. IF YOU ARE INTERESTED IN JOINING ME, PLEASE CONTACT ME QUICKLY.

5. Counterpoint, Aug 26 10:30-5. Barb Boyer. \$20. This cool quilt typically uses taupes, beiges & muted colors for the quilt. Jean did it in bright colors and it transforms the entire quilt into a spectacular wash of color. Part of the secret of the quilt?: In class I will show you how to keep the rows even and straight.

6. English paper piecing on Aug 28 2-4. Come learn how to hand stitch using the English paper piecing method. It's an ongoing class, and class fee is \$20 for the year.

7. See the schedule for other classes: Friday Nighters, Knitting, Embroidery Club, Block of the Month, Monthly Minis, and Open sews.

**August 2017**

<b>Sunday</b>	<b>Monday</b>	<b>Tuesday</b>	<b>Wednesday</b>	<b>Thursday</b>	<b>Friday</b>	<b>Saturday</b>
		<b>1</b>	<b>2</b> Beginning Quilt 1-4	<b>3</b>	<b>4</b> Open Sew1-4	<b>5</b> BOM 10:30-11:30 Cora 1-3  Monthly Mini 4-6
<b>6</b> Beginning Quilt 1-4	<b>7</b> Full Moon	<b>8</b>	<b>9</b> Beginning Quilt 1-4	<b>10</b> Knit Pickers' Club 6-8:30	<b>11</b> All Things Christmas 1-4	<b>12</b> Embroidery Club 10-noon  Cora 1-6
<b>13</b> Beginning Quilt 1-4	<b>14</b>	<b>15</b>	<b>16</b> Beginning Machine Quilting 1-4	<b>17</b>	<b>18</b> Open Sew1-4	<b>19</b> Solar Eclipse extravaganza: Day 1: Disappearing Sun quilt 10:30-5
<b>20</b>	<b>21</b>	<b>22</b>	<b>23</b> Solar Eclipse extravaganza: Day 1: Disappearing Sun quilt 10:30-5	<b>24</b>	<b>25</b> Friday Nighters 5:30 -?	<b>26</b> Counterpoint 10:30-5
<b>27</b> Pillowcase party 1-4	<b>28</b> English Paper Piecing 2-4	<b>29</b>	<b>30</b>	<b>31</b>		<b>Color of the month: Black</b>

\*\*\*\*\*

#### HAND EMBROIDERY CLUB

If you want to learn to hand embroider or just brush up your technique, join us on the second Saturday of the month from 10 to noon. We provide free vintage patterns, and this year we will have free patterns of girls with hats, that you can embroider, embellish and color. Each month Kathy Sconce shows us a new stitch to try, plus, she guides us through thread choices, how to knot, fabrics to use, and tracing techniques.

\*\*\*\*\*

#### Knit Pickin' Club

This is another get-together class to sit & knit, work on our projects, share information and get some help. We will share techniques, suggest patterns, but mainly we'll sit & knit (or pick).

#### Toad Toters

On full moon days (as noted in the calendar) you will get 20% off all purchases (not otherwise discounted) that you can fit in your bag. You must bring your bag to participate.

Full Moon Days: August 7.

#### Discount Policy

We will honor only one discount -- whichever is largest. You can't combine a 10% with a 25% discount to get a 35% discount. On this we can't be bribed.

#### Color of the Month

July: blue; August: black.

Join the fun and come feel the difference of quality fabrics.

Happy quilting!

Sincerely, Barbara Boyer

Around the Block

307-433-9555

[www.aroundtheblockquilts.com](http://www.aroundtheblockquilts.com)