

# Around the Block

## QUILT SHOP

March 4, 2016



I don't know whether to talk about an old story or a new one. Back in November I started reading about the White House turkeys, but never got around to writing about them. This week in the news, the political scene is crowded with turkeys, but of a different kind. It's probably safer to stay with the eatable variety, so old story it is.

Did you know that the two turkeys that are chosen to go to the White House get an all-expenses paid trip to Washington? They get a bath, time under a heat lamp, and then transported to DC: In 2014 they were driven by a chauffeured limosine (I'm kidding about the limo, I don't know what they drive) from their farm, to DC, posing for pictures along the way. In 2015, they flew in from California and had people waiting with signs to direct them on their way. They've stayed at the Willard, one of DC's oldest & finest hotels, and they can order anything off the room service menu. Just kidding.



All of this treatment is intended to make them relax, because as you know, or maybe not, turkeys are not the nicest of birds. They have huge claws, can fly to some extent, and, if you've only seen them in a plastic wrap in the grocery store, they're actually pretty big. So the breeder works with them to get them used to flash photos, crowds and lots of questions: What's your favorite strut style? Skoots in boots. (No lie.) And they also have to pose on stage, looking presidential and not flying off (the handle) somewhere. Can you see where this is going?

Anyway, the White House gets to name the turkeys, and this year they were Honest and Abe. The names were chosen by school kids. Presumably the tradition of pardoning turkeys started with Abe Lincoln's son, who urged his dad not to kill the fatted turkey for Thanksgiving dinner. Pardoning turkeys really became a tradition with George HW Bush and has continued at least through this year. If I were a turkey candidate for next year, I'd be hiding in my feathers. I shudder to think what will happen to the Easter Egg roll.

Now, both birds get pardoned and go to live at a swanky turkey farm in Virginia. In the past, birds lived at Mt Vernon, until somebody discovered that Washington didn't raise turkeys, so they couldn't live there any more, not being authentic and all. Some went to Disneyland & Disney World, but there's no report on whether they were tall enough to go

on any of the rides. But unfortunately these birds are bred to be eaten, so their life span is based on growing big enough to be eaten. Successfully pardoned birds have yet to make it to their next Thanksgiving. Think about it. Political race. Old candidate. Sorry.

Anyway the names of birds over the past several years have been interesting. This year Honest and Abe are pretty cute. A year ago it was Mac & Cheese. Other names include: May, Apple, Harry, Katie, Liberty, Stars, Popcorn, Carmel, Flyer, Courage, Marshmallow, Gobbler, Biscuits, Pecan, Jerry, Donald, Ted, Bernie, Hillary, Mitch, Marco, Jeb. Just kidding. All those last turkeys are still alive. And some will make it to this Thanksgiving.

Now it's time to play the substitution game. Anywhere in this story, pick your favorite presidential candidate and insert his or her name wherever the word turkey is used. Okay, school kids don't get to choose the names of the candidates, but almost everything else works. What I also find funny is that when you google "White House Turkeys" the names of the candidates don't pop up. Apparently no one has thought to register "whitehouseturkeys.com" for political purposes.....


And as NPR said this morning, we are only 2 months into the election season (if you ignore the last 12 months, at least). I know, I'm so excited, too.

## **Springtime in the Rockies 2016 Apron Challenge! Viewer's Choice Prizes Awarded!**



Our theme for this year is all about aprons! Big ones, little ones, funny ones, short ones, tall ones. Design your own or use a commercial pattern. To participate, fill out an entry form and submit it to a participating quilt store by March 25. Aprons are due to the store by April 2. Aprons will hang at the Springtime in the Rockies Shop Hop at the Ranch, April 8 & 9. Gift Basket Prizes awarded: \$75 1<sup>st</sup>; \$50 2<sup>nd</sup>; \$25 3<sup>rd</sup>. Aprons and prizes can be collected from your participating shop after the show.

A few rules: Apron must be made by entrant. Apron must be made within the last 6 months.



## **WHAT'S NEW!!**

From P & B"

9 Whisper Whites--doesn't do much good to show them because they are hard to see. White on white.

From Hoffman:



From Michael Miller:



From Free Spirit:



From Moda:



Great Pumpkin Pattern has arrived!



From Blank:



## March Classes and Special Events

**Block of the Month** Sat. Mar 5 10:30-11:15 FREE Barb Boyer

Join at any time. You get a free fat quarter if you come to class with the previous month's completed block. This year we're making a red, white & blue quilt-patriotic theme, if you like.

**Ornament Club** 1<sup>st</sup> Sat of the month, 1:30-3:30 Free, if you buy that month's kit

Each month we will feature a different pieced ornament. Some of the ornaments can be used as gift

tags & gift card holders. You can pick & choose which ornaments you want to make-each ornament will be displayed prior to class. You can make the March ornament & skip the April ornament, for example. Kits are limited, though, so if you are interested in a particular kit, be sure to sign up for that month & let me know.



**Monthly Minis** First Saturday of the Month, Jan-Dec. 4-6 \$10 for the year (plus patterns or kits)

This year we are doing various table runners/ door banners/small wall hanging celebrating each month. Some of the quilts are long & skinny, some square, some round. Most of the quilts will be kitted.

**English Paper Piecing** 1<sup>st</sup> & 3<sup>rd</sup> Mondays ongoing

**Knit Pickers' Club** Thur. Mar 10, 6-8:30

Every second Thursday, we're getting together to practice our knitting. The Club is open to all skill levels. We want to share what we've learned, find new patterns, and simply just sit and knit. If you are in the Monday knitting classes, you can work on your project and get help, if you need it.

**Hand Embroidery Club** Sat. Mar 12, 10-noon FREE Kathy Sconce

(Club normally meets the 2nd Sat. of each month from 10-noon)

This year we're still doing birds-state birds. We will have between 40-50 birds (some states use the same bird) for you to stitch. Various setting for turning the birds into a quilt will be provided. Color suggestions for the birds will also be offered. As a bonus, you will get the state outlines, state flowers, and other patterns to compliment the birds. You can join anytime.

**Lace Houses, block of the month** Sat. Mar 12 1-3 Kathy Sconce ongoing.

**Wrapsody Purse** Sat. Mar 12 4-6 Sue Frerich ongoing

**Back Basting** Wed. Mar 16 1-3 Sandra Freeburg \$25

Back basting is a template free method of needle turn applique. No slippery freezer paper or chalked lines on top that never seem to get turned under quite right. This method is especially great for traveling, because your pieces will be basted onto your background -- no need for pins to get in the way. This class is great for beginners and all levels of appliquers. Don't let hand applique frustrate you. It's really easy and relaxing!

**Beginning Machine Quilting** Wed. Mar 16 6-8:30 \$25 Sue Frerich

Be prepared to quilt! You will practice your quilting skills on various samples, using both your walking foot and darning foot. Batting, threads, needles and patterns will be discussed. Who knows? By the time you leave you may even be able to write/quilt your name!

**NATIONAL QUILT DAY! MARCH 19**

# STAY TUNED FOR SPECIALS TO CELEBRATE THE DAY!

**Wheel of Mystery** Sat. Mar 19 10:30-5 \$20 Sue Frerich

Curved piecing is all the rage right now. This traditional quilt, sometimes called Winding Ways, uses plastic templates for easy rotary cutting. Learn how to sew the gentle curves to create this beautiful quilt, & it can be made from your scraps!



**Beginning Machine Applique** Wed. Mar 23 6-9 \$25 Barb Boyer

So many quilts use applique these days. Learn the ins and outs of machine applique, from points to curves. We will practice the button hole/blanket stitch, satin stitch, and you can also play around with your decorative stitches. Threads, fusibles and stabilizers will be discussed.

**Bertie's Year & Companions** last Friday of the month, 1-4 \$20, free if you buy the kit

Bertie's Year & Purfectly Pieced are small wall hangings, (or you can make each block into a mini quilt for display each month). Bertie is done in flannels and wool (kit only includes flannel). Bertie (the bird) and friends (squirrel, pumpkins) are appliqued with crazy quilt embroidery embellishments. The patterns are by Bonnie Sullivan, and you can do any of the series-she has a spring, summer, fall & winter Bertie's, plus the original, and plus the cats. You choose. Class is ongoing-because we need the time to get the embellishing done!

**Friday Nighters** Fri. Mar 25 5:30-? \$10 Barb Boyer

This class will help you get organized for Christmas 2015 -- or just help you get things done. You give me a list of your "to dos" or unfinished projects you want to finish and then each month I check off what you've completed. Trust me. If you need incentive to stay on track, this is it. You can bring your sewing machine or do hand work.


**LOTP: Flying Geese** Sat. Mar 26, 10:30-5 \$20 Barb Boyer

We are highlighting Little House of the Prairie fabrics this Spring, and this is our third quilt. This is a perfect quilt for scraps. We will use the No Math Flying Geese Ruler which makes 4 blocks at a time-and let's you choose from 12 different sizes. And because it is "Flying Geese" there are few tricks to getting the blocks to come out just right. You will be an expert in this method by end of day.




**Attic Window Quilt** Wed. Mar. 30, 6-8:30 \$20 Barb Boyer

Learn the basics of Y-seam construction in this Attic Window quilt. We will work with 2 scenic panels to create a wall hanging that will look like you are seeing through a window-appropriate, right? We will also talk about mitered borders (because it is the same technique). We will use Susan Cleveland's Marvelous Miters book because her method is the best & most accurate that I've ever used for attic window construction.



## February 2016

Sunday	Monday	Tuesday	Wednesday	Thursday	Friday	Saturday
	<b>1</b>	<b>2</b>	<b>3</b> Back Basting Applique 1-3  Beginning Quilt 6- 8:30	<b>4</b>	<b>5</b> Open Sew1-4	<b>6</b> BOM 10:30-11:30  Binding demo 1-3  Monthly Minis 4-6
<b>7</b> CLOSED	<b>8</b> English Paper Piecing 2-4	<b>9</b>	<b>10</b> Beginning Quilt 6-8:30	<b>11</b> Knit Pickers' Club 6-8:30	<b>12</b>	<b>13</b> Embroidery Club 10-noon  Lace Houses 1- 3  Wrapsody Purse 4-6
<b>14</b> Beginning Quilt 1-4	<b>15</b> BJ Designs 10:30- Morley Moose & friends  Presidents' Day	<b>16</b>	<b>17</b> Hand quilting 1-3  Beginning Quilt 6-8:30	<b>18</b>	<b>19</b> Open Sew1-4	<b>20</b> Jelly Roll Race 2-6  Wrapsody Purse 10-2
<b>21</b> Beginning Quilt 1-4	<b>22</b> Full Moon English Paper Piecing 2-4	<b>23</b>	<b>24</b> Beginning Quilt 6-8:30	<b>25</b>	<b>26</b> Bertie's Year 1-4 Friday Nighters 5:30 -?	<b>27</b> LOTP: Bear's Paw 10:30-5
<b>28</b> Beginning Quilt 1-4	<b>29</b>	Color of the month: Red				





## March 2016

Sunday	Monday	Tuesday	Wednesday	Thursday	Friday	Saturday
Color of the month: Green		1	2 Spoon Quilting 1-3  Beginning Quilt 6-8:30	3	4 Open Sew1-4	5 BOM 10:30-11:30  Ornament Club 1:30-3:30  Monthly Minis 4-6
6 CLOSED	7 English Paper Piecing 2-4	8	9	10 Knit Pickers' Club 6-8:30	11	12 Embroidery Club 10-noon  Lace Houses 1-3  Wrapsody Purse 4-6
13 Beginning Quilt 1-4	14	15	16 Back Basting Applique 1-3  Beginning Machine Quilting 6-9	17	18 Open Sew1-4	19 Wheel of Mystery 10:30-5 National Quilt Day
20 Beginning Quilt 1-4	21 English Paper Piecing 2-4	22	23 Beginning Machine Applique 6-9 Full Moon	24	25 Bertie's Year 1-4 Friday Nighters 5:30 -?	26 LOTP Flying Geese 10:30-5
27 CLOSED	28	29	30 Attic Window quilt 6-8:30	31		

--	--	--	--	--	--	--

April 2016						
Sunday	Monday	Tuesday	Wednesday	Thursday	Friday	Saturday
Color of the month: Yellow					<b>1</b> Open Sew1-4	<b>2</b> BOM 10:30-11:30  Ornament Club 1:30-3:30  Monthly Minis 4-6
<b>3</b> CLOSED	<b>4</b> English Paper Piecing 2-4	<b>5</b>	<b>6</b>	<b>7</b>	<b>8</b> Shop Hop	<b>9</b> Shop Hop
<b>10</b> CONCERT	<b>11</b>	<b>12</b>	<b>13</b>	<b>14</b> Knit Pickers' Club 6-8:30	<b>15</b> Open Sew1-4	<b>16</b> Drunkard's Path 10:30-4
<b>17</b> Machine Applied Binding 1-4	<b>18</b> English Paper Piecing 2-4	<b>19</b>	<b>20</b> Mastering Curves & Free Motion Quilting 1-4 & 6-9	<b>21</b>	<b>22</b> Full Moon	<b>23</b> LOTP Churn Dash 10:30-5

24 Pillowcase Party 1-4	25	26	27 Mastering Curves & Free Motion Quilting 1-4 & 6-9	28	29 Bertie's Year 1-4 Friday Nighters 5:30 -?	30 S.O.S.Quilts 10:30-5

\*\*\*\*\*

**HAND EMBROIDERY CLUB**

If you want to learn to hand embroider or just brush up your technique, join us on the second Saturday of the month from 10 to noon. We provide free vintage patterns, and this year we will have free patterns of girls with hats, that you can embroider, embellish and color. Each month Kathy Sconce shows us a new stitch to try, plus, she guides us through thread choices, how to knot, fabrics to use, and tracing techniques.

\*\*\*\*\*

**Knit Pickin' Club**

This is another get-together class to sit & knit, work on our projects, share information and get some help. We will share techniques, suggest patterns, but mainly we'll sit & knit (or pick).

**Toad Toters**

On full moon days (as noted in the calendar) you will get 20% off all purchases (not otherwise discounted) that you can fit in your bag. You must bring your bag to participate. Full Moon Days: January 24; February 22; March 23; April 22 , May 21.

**Discount Policy**

We will honor only one discount -- whichever is largest. You can't combine a 10% with a 25% discount to get a 35% discount. On this we can't be bribed.

**Color of the Month**

January purple; February red; March green; April yellow, May neutrals .

\*\*\*\*\*

Join the fun and come feel the difference of quality fabrics.

Happy quilting!

Sincerely,