

**2016 Row by Row HOME
KICK OFF PARTY JUNE 21! 10-6**

Everyone who comes on June 21 & buys our kit will get a free fat quarter (pick your own from all cut fat quarters in the shop)! We will have treats!

We only have 75 kits using the background shown below--the aspen "poles." Once those kits are gone, we will be using different fabrics for the background for the log cabin & trees. All kits also include a 2½" square Creative Grid Ruler!



June 17, 2016

I've decided I need longer legs.

Now, this is not new. I didn't dream this up yesterday. When I turned 40 I made a New Year's resolution: I wanted to be taller, thinner & stronger. I kinda got the last 2, briefly. But getting taller has all sorts of advantages--I could reach the top shelves at home, I wouldn't have to stand on tip toe to grab the pull chains to turn on the overhead fans (and, yes, I know I can buy longer pulls but that requires thinking when you get to a hardware place and you're usually only trying to remember what you came in for, not all the extra stuff you need).

Anyway, I've modified my wish slightly these past couple of days. Now I just want longer legs. And, yes, I know that means I might get taller, but that's an incidental benefit.

I've been having trouble with my riding lawn mower. And, yes, that is a segue into needing longer legs. You see, I've tried mowing twice this week & I couldn't get the mower to start. So in the whiny voice that everyone hates but is universal for pleading for help, I asked Richard to come over to take a look.

He got to my house before I did and was happily sitting on my riding mower, with it merrily going full throttle. I don't really know if the mower was happy, but I was. It meant the battery hadn't died.

Now, when I took my mower in for servicing this year, I told the guys that I thought I had a glitch or short in the electrical system. Meaning, sometimes the sucker wouldn't start, sometimes it would. They told me they test started it 22 times and it never shorted out. So if they couldn't find the problem, they couldn't fix it.

Now this problem has been going on for some time. I've assumed that it is a short in the seat, starter, or the button that engages the blades.

So this is how I start my mower: First I sit down hard on the seat. Actually, I have to sit down hard because straddling this machine is challenging for my knees. Then I move my butt around, back & forth, up & down, hoping that I am finding the sweet spot where all of the electrical energy will flow right to the starter. I depress the proper pedal, open the choke, open the throttle & turn the key.

Nothing. I bounce around a little more, click things on & off & try again. Nothing. Now I repeat this process, even go as far as standing up, lifting the seat & letting fall back down, and sitting down hard. I figure weight might be an issue, but I'm pretty sure my weight isn't a whole lot less than the guys who worked on the machine so I really don't think I need to start carrying bricks in my pockets.

But back to Richard--I'm sure you were wondering when I'd get back to my story. Anyway, he mowed for a bit to make sure the battery was charged. Then as he was leaving, I decided I might as well finish the hair cut for the pasture. So I got on board, depressed the clutch, flipped open the throttle & choke, turned on the key. And....nothing.

Now, most of you are probably thinking, it's just me. The mower doesn't like me. And you may be right. I tend to mow rocks and branches, I mulch tumbleweeds, I drop into holes in the yard and I turn wheelies at high speeds. But I really don't think that's the issue.

And I don't think I have a short in any of the circuits.

I think my legs are too short.

I can't get the clutch fully engaged without almost coming off the seat. If I'm not in the seat, the mower won't turn on (or will turn off, it's a safety thing). If the clutch isn't fully depressed the mower won't turn on. I have to sit close to the edge of the seat in order to extend my toes to depress the clutch. And hope.

So now I'm thinking, I'm going to tie a large block of wood to the end of my foot to make my legs longer. See? I can get my wish. I could also wear platform shoes, but I threw those out long ago. But I think the block of wood will let me reach the pedals.

And I know you're all jealous because I can think up these great creative ways to solve my problems. I won't tell you about the time I tried to get rid of cat urine order by cleaning the carpet with ammonia and Clorox. At the same time. But I was a lot younger then. I'm a lot more sophisticated now.



AFTER MARKET PARTY!

JUNE 25

10-6

Offering 3 sessions of fun: 10-noon; 1-3; 3:30-5:30. Limited to 20 persons per session(may be able to do 25). **Class sign up = \$10 per session or \$25 for all day. (Change in price)**

Each session will cover 4-5 topics-things we learned at Market. For example, new rulers; new patterns; wool embroidery; new fabric; hand applique; new threads; new tools.

In each session, during each topic, prizes will be given away--everyone who attends will win at least one prize, value between \$3-\$30. We brought back lots of give aways, which we, in turn, will give away: books, patterns, bags, fabric, tools, notions. You will also have the opportunity to buy new items and order other items.

You can attend any or all sessions. Each session will cover different items, but each session will have a section on patterns & two session highlight rulers.

Session 1: 10-10:20 English Paper Piecing. New patterns & shapes
10:30-10:50 New patterns from Happy Hollow Design

11-11:20 **Quiltworxs & Quiltster, a new on-line design**

program from Quiltworxs. Anyone who buys or orders a Quiltworxs pattern will get a Quiltster Beta User account to use at no cost up until launch--offered by Quiltworxs!

11:30-11:50 What's new in laser cut designs

Session 2: 1-1:20 Bloc Lok rulers

1:30-1:40 New Wool patterns from Primitive Gatherings and Wooden Spool

1:50-2:20 Patterns from Desiree & a Folded Bag demo; Ribbon Candy, Petite Quilts

2:30-3 New from Zebra Designs, Laura Heine BJ Designs

Session 3: 3:30-3:40 New from Creative Grid Rulers and Marti Michell

3:50-4:30 New from patterns: Laundry Basket; Patchabilities; Eleanor Burns; This & That; Poor House; House of Hoppington; Southwest Designs

4:40-5 New in embroidery & wool patterns: Wooly Lady;

Little Red Hen; Blueberry Designs; Cottonwood House; Baltimore Woods; Rachel's of

Greenfield;

Eye of the Beholder

5:10-5:30 New bag patterns: Golightly; Sisters Common Threads; Pink Sands; Aunties Two; By Annie; Akemi Shibatac

From 5:30-6: Demo of Accu Studio Cutter. Anyone who attended a session can attend this last session of the day. We will also stay open later if you still need to order patterns.



Road Trip! Row by Row! Opera!

What do these 3 things have in common? Lots of fun, good food, beautiful scenery, wonderful music. Aug. 18-21.



Santa Fe hosts an open air opera season during the summer. For those of you unfamiliar with the Santa Fe Opera, it is recognized as one of the world's leading cultural festivals.

And to get to Santa Fe, we'll be stopping at as many participating Row By Row shops as possible: Pueblo, Colorado Springs, Raton, Taos, Santa Fe, Las Vegas, Albuquerque and potentially others if there is time.

Here's the plan: Depart 7 a.m. Cheyenne Aug. 18 (Thursday). First stop Colorado Springs. Then on to Pueblo and Raton.

We'll spend the night in Cimarron, NM (no quilt shop, sorry). Then it's through the Cimarron Canyon, on our way to Taos for lunch, shopping & Row By Row quilt stores (Taos).

Then onto Santa Fe and/or Albuquerque. There are quilt stores in Albuquerque, Santa Fe and Los Alamos. I plan to stay in Santa Fe 2 nights (Friday and Saturday).

Saturday we can spend going to quilt stores or looking around Santa Fe or both. That night is the opera Don Giovanni at 8.

Sunday we come home. We'll stop at Ruth's Stichery in Colorado Spring on the way

home.

It's ambitious. It's jam packed with stuff to do. And it's the perfect time of year to visit Santa Fe.

Cost: \$650 Includes: Ticket to Opera (basic upper level seats), 3 hotel nights (double occupancy), van & gas. Food and fabric, on your own.

Dates: Aug. 18-21.

I need to know no later than June 30 if you want to go. I know it's quick, but I need to rent the van, hold the hotels and buy the Opera tickets. \$300 will hold your spot. Final payment due before the trip starts.




WHAT'S NEW!!

From Henry Glass:




From Quilting Treasures:





From Michael Miller:




From Hoffman, wildlife (bison, bear, elk, moose, wolf, salmon/trout, horses, big horn sheep) & Bucking Horse & Rider!:



M2790-267 Palomino



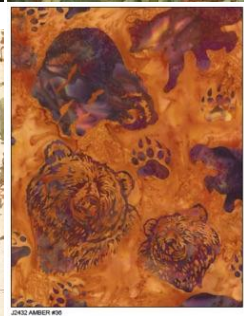
M2790-65 Denim




M2790-372 Saddle



JACK WALNUT #150



JACK AMBER #150





June Classes & Special Events

Beginning Quilting

Sun. starting June 12, 6-9 OR Wed. June 15, 1-4 8 weeks \$65 Barb Boyer

This comprehensive 8-week course will introduce to you almost everything you need to know about piecing a quilt top. Along the way you will learn about color, batting, thread, machines and various techniques to give you the skills to make almost any quilt.

Machine Applied Binding June 18 10-noon \$20 Barb Boyer

This style of binding uses cording to help keep the binding straight & true. Bring a small quilt, your binding and your sewing machine-check the supply list to make sure you have the right tools (cording, the correct foot, binding cut at the correct width). Putting binding on by machine cuts your time more than in half-and by using cording, you can have a perfectly applied binding with no messy "oops" where your stitching just didn't quite catch the binding on the back side.

Christmas Row Quilt 3rd Sat of the month, starting June 18, 1-4 \$20 Barb Boyer

Each row uses a different pieced block. There are log cabins, stockings, wreaths, ornaments, snowmen, trees, houses, bells, and stars. Each month we will piece a different row. There are 7 rows (2 rows use multiple blocks), plus a pieced border. You should be able to have the quilt done by Christmas!

Bertie's Year & Companions last Friday of the month, 1-4 \$20, free if you buy the kit

Bertie's Year & Purfectly Pieced are small wall hangings, (or you can make each block into a mini quilt for display each month). Bertie is done in flannels and wool (kit only includes flannel). Bertie (the bird) and friends (squirrel, pumpkins) are appliqued with crazy quilt embroidery embellishments. The patterns are by Bonnie Sullivan, and you can do any of the series-she has a spring, summer, fall & winter Bertie's, plus the original, and plus the cats. You choose. Class is ongoing-because we need the time to get the embellishing done!

Friday Nighters Fri. June 24 5:30-? \$10 Barb Boyer

This class will help you get organized for Christmas 2015 -- or just help you get things done. You give me a list of your "to dos" or unfinished projects you want to finish and then each month I check off what you've completed. Trust me. If you need incentive to stay on track, this is it. You can bring your sewing machine or do hand work.

SORRY--POSTPONED TO JULY BECAUSE OF THE AFTER MARKET PARTY BQ: Using a Panel Quilt to Make BQ Quilt, June 25 10:30-5 \$20
Barb Boyer

Save Our Scraps! Quilts! On the 5th Saturday of the month (when it occurs-the next one is in April) we will make a scrappy quilt. This quilt is called Cascading Strips and it works with 2 ½" precuts plus a background. The pattern is free and instructions for the extra border will be given in class.

June 2016

Sunday	Monday	Tues	Wed	Thursday	Friday	Saturday
			1 State Shop Hop Begins	2	3 Open Sew1-4	4 BOM 10:30-11:30 Ornament Club 2-4 Monthly Minis 4-6
5 CLOSED	6 English Paper Piecing 2-4	7	8	9 Knit Pickers' Club 6-8:30	10	11 Embroidery Club 10-noon Lace Houses 1-3
12 Beginning Quilt 1-4	13	14	15 Beginning Quilt 1-4	16	17 Open Sew1-4	18 Machine Applied Binding 10-noon Christmas Row Quilt 1-4
19 Beginning Quilt 1-4 Father's Day	20 Full Moon	21 Row by Row Begins	22 Beginning Quilt 1-4	23	24 Bertie's Year 1-4 Friday Nighters 5:30 -?	25 After Market Party 10-6
26 Beginning Quilt 1-4	27	28	29 Beginning Quilt 1-4	30	Color of the month: Brown	

HAND EMBROIDERY CLUB

If you want to learn to hand embroider or just brush up your technique, join us on the second Saturday of the month from 10 to noon. We provide free vintage patterns, and this year we will have free patterns of girls with hats, that you can embroider, embellish and color. Each month Kathy Sconce shows us a new stitch to try, plus, she guides us through thread choices, how to knot, fabrics to use, and tracing techniques.

Knit Pickin' Club

This is another get-together class to sit & knit, work on our projects, share information and get some help. We will share techniques, suggest patterns, but mainly we'll sit & knit (or pick).

Toad Toters

On full moon days (as noted in the calendar) you will get 20% off all purchases (not otherwise discounted) that you can fit in your bag. You must bring your bag to participate.

Full Moon Days: June 20, July 19, August 18.

Discount Policy

We will honor only one discount -- whichever is largest. You can't combine a 10% with a 25% discount to get a 35% discount. On this we can't be bribed.

Color of the Month

June Brown, July Blue, August Black.

Join the fun and come feel the difference of quality fabrics.

Happy quilting!

Sincerely,

Barbara Boyer
Around the Block
307-433-9555