

Monthly Mini and Ornament Classes Alert!

I have choir practice between 1-4 on Saturday. So we will do both classes from 4-6.

We have a kitted fusible table runner of a red/green tree: half the tree is red, half green, with a poinsettia border.

The ornament is a red wool bird.

Kits are limited for both, just so you know.



December 2, 2016

Tuesday was an awful day. Have you ever had one of those? You know the ones: Just like in the book/movie: Alexander and the Terrible, Horrible, No Good, Very Bad Day, by Judith Viorst.

So in the book for example, Alexander woke up with gum in his hair, he tripped on his skateboard, he dropped his sweater in the sink, his best friend deserted him at school and he had no dessert in his lunch bag. That that kind of day.

While I didn't wake up with gum in my hair on Tuesday, all sorts of other Terrible Horrible things happened. First, I headed to Albertson's to get a flu shot. Now, we actually need to back up about 24 hours to Monday morning, same time, same place, when I went the first time to Albertson's to get a flu shot. 15 minutes later, at 9:59, no shot, and now, no time to get breakfast, so No Good Day.

I told the pharmacist, who said, "she's just getting the supplies out," that, sorry, I had to be at work by 10 and I'd be back tomorrow. (Just so you know, both days had very little traffic at the pharmacy.)

Fast forward now to Tuesday. I leave marginally more time, but I figured that they will be ready for me. That's my optimism showing. And since the day had just begun, I still had optimism. 15 minutes into my wait, another customer came to wait with me. 5 minutes later (almost 10 by now), the pharmacy door opened --- to help the other woman, not me.

This time I didn't apologize to the pharmacist, I just said, "I'll try it again tomorrow." Bad Day.

Next I decided to go through McDonald's drive thru for breakfast, so once again I was a little late to the shop. I sat down, ready to

swallow my morning caffeine dose of diet coke & discovered I had been given a tea. When you're expecting soda & you get tea, the drink tastes like flat soda. Horrible. Very Bad Day.

Next on the list was ordering my niece's Christmas present. There was a special on, 2 for 1, so I decided to get one for myself. I followed the online instructions, but made a mistake. When I got to the payment page, I discovered my mistake, so I backed up & redid the order. When I got back to the payment page, I realized what I had done. The Terrible, Horrible, No Good, Very Bad Day, had just gotten worse. I had placed 2 orders for the same thing-actually what I did was ordered 2 copies of the magazine for my niece and 3 copies for me. There was no message on the payment screen that said: "If the order is correct, press the confirm button."

Now, I'm not the only one who has done this, according to the nice young woman whom I called concerning this mistake. She told me that one man ordered 13 copies of a magazine by accident. You'd think the company would change its order page, wouldn't you. But she couldn't do anything yet to help, because my orders had not shown up on her screen. Sigh. I sipped my flat coke/iced tea again. Horrible. Very Bad Day.

So because my Tuesday was not going well, I decided to call the pharmacy to schedule my flu shot for Wednesday morning. If they know I'm coming, they can be ready. See, still optimistic. But nope. No scheduling, it's just walk in service. So I asked, "How long does it take, usually?" "About 10 minutes." I then described my past 2 days of it not being 10 minutes, which is why I thought scheduling might be more helpful for both of us. But I told them cheerfully that I would plan for more time tomorrow and that I'd be in about 9:15 and if they could leave a note for the morning crew to let them know that the woman who had already come in twice for a shot, would be trying again for the third time, that would be great.

Now, I was a little afraid that by complaining, even if cheerfully, that the person giving me the flu shot might do something like spit on it. In restaurants you're told to be careful about complaining because you never know what you might get back. But I was still optimistic, helped along by a friend who had heard about my iced tea/soda troubles and who dropped by with a diet Coke. So part of the day was saved.

But, Tuesday wasn't over yet. When I got home the house had a decided nip in the air. It was 61 degrees inside. So I bumped up the thermostat, watched some tv & wondered why it was still cold. I checked and it was still 61 degrees. The furnace was running, I did have heat (the bathroom was warm because I keep the door shut), but the house was cold. I checked all the windows, thinking I must have left something open. Nope. It was still a Terrible, Horrible, No Good, Very Bad Day. Optimism out the window. I went to bed with my heating pads: Lydia, the cat, and Becca, the mini Aussie.

Wednesday morning I'm running later than I'd like - remember, I still don't have my flu shot-but I realized that Jean was in the store that day & I could be late. So when I got to the pharmacy (and they were expecting me), the nice young lady said, "You were in yesterday." And I said, "Yes I was, and I was in Monday as well." But told her that I had coverage at my shop and I could wait for an hour and a half if need be. Not a problem. (I can be magnanimous when need be.) I had my shot in 10 minutes.

With hope in my heart (optimism ever present), I get to my shop & check my emails, hoping my magazine subscription order had resolved itself. No such luck. I had 3 confirmations, telling me 4 copies of the magazine are now going to my niece and only one subscription is coming to me. And, after calling again, the nice young woman still can't help me because she can't find my order on her screen. "Give it another day or two. Don't worry, we'll fix it," she said cheerfully. Bad Day #2.

And the thermostat? Tuesday next he can come out. Great. It's going to be 13 degrees, down to minus 2, with snow in the forecast on Tuesday.

It's a good thing I make quilts. And that I have a warm bathroom.

P.S. When I got home Wednesday I did the standard trick when electronic things don't work: I turned off the thermostat, let it sit for 5 minutes & turned it back on. Things were warmer last night. But I'm not cancelling the repair crew just yet. I'm optimistic enough to know that I may still have a problem.

P.P.S. On Friday I got an email from the magazine company, telling me that 1 subscription was cancelled (one that I wanted cancelled), and I could expect a refund in 2-3 statement cycles (I'm guessing March?, but remember I'm optimistic). But she also said that the other orders had not gone through. So she reordered for me --can you tell where this is going?-- and she would send a separate invoice at the sale price, which she did, with another "click here to pay" button. I'm smart enough not to trust this, so I check my bank statement. Yup. I had already paid for 5 subscriptions. On my next phone call, I explained that I didn't want to pay for 7 subscriptions to this magazine but I did want to make sure that I had at least 2 subscriptions coming. The woman said she could only see 1 payment of \$6 for the one subscription that had already been cancelled, and a refund was in the works. But no other subscriptions were on file and no other payments were showing.



The Terrible, Horrible, No Good, Very Bad Day--now Week-- continues. If I seem a little cranky, you'll know why and just feed me diet soda. But on the optimistic side, I am immunized against the flu!

WHAT'S NEW!!

From Checker:



Fiberworks Inc. 3213 Henesta Drive Billings MT 59102 406-656-6663
www.fiberworks-heine.com Do Not Photocopy, reproduce or share.



Fiberworks Inc. 3213 Henesta Drive Billings MT 59102
www.fiberworks-heine.com Do Not Photocopy reproduce or share.



Ebba

By Laura
Heine

about 23 x 42

Fiberworks Inc.
3213 Nevada Drive
Billings, MT 59102
406-656-6665
fiberworks-heine.com

Do not copy, duplicate
or share.

We have a couple other from Laura Heine



We got a lot of the truck patterns in, both larger & smaller




and more books


From Tula Pink:



From E studio:



From Kaufman:



Okay, the pic doesn't come well. We have all 50 state birds, printed In color for embroidery (or not). It's a digital print. We also have a bolt of just the Wyoming state bird.

From Checker:



From Moda:



From Camelot--Star Wars & Star Trek:



Villains:




Frozen:



Alexander Henry:



Andover:



From Camelot Cottons:



Star Trek--


Nightmare Before Christmas





From Moda:



Encyclopedia Galatica



Sweet Treats:



November Classes and Special Events

Misty Pond-paper piecing class Nov. 3 & 17, Dec. 1 1-4 or 6-9 \$25 Sue Frerich

Misty Pond is one of Judy Niemeyer's patterns. You can choose this pattern or any of the other Judy Niemeyer's patterns. Sue will help get you started-reading the pattern, choosing your fabrics and getting your fabric organized (trust me, if you have not done one of her patterns, having a guide to get you started is the best plan). She will also teach you how to paper piece, and put the quilt together. We will schedule extra classes, as necessary, to help keep you going and to help you with put all the pieces together.



Eleanor Burns El's Garden Sampler Quilt ongoing Nov. 19 & 26 10-12 \$20

Christmas Row Quilt 3rd Sat of the month, 1-4 ongoing

Wild Orchid Raven Quilt last Friday of the month ongoing, 2-4 \$20

This block of the month will feature a different raven block, from the Raven book by Blackbird Designs. You can hand applique the blocks, but class will show you how to trace the pieces, fuse them in place and applique around by machine. We have 1 kit left of the original fabrics, but you can choose your own fabrics from your stash.

Friday Nighters, last Friday of the month 5:30-? \$10 Barb Boyer

This class will help you get organized for Christmas 2015 -- or just help you get things done. You give me a list of your "to dos" or unfinished projects you want to finish and then each month I check off what you've completed. Trust me. If you need incentive to stay on track, this is it. You can bring your sewing machine or do hand work.

Snowflake Flannel Sat. Nov 26, 1-6 \$20 Barb Boyer

This cute quilt uses a free panel and flannel. Class will focus on learning how to cut the panel & keep it from stretching, and learning how to sew with flannel. This is a quick quilt and you will get most of it done in class - meaning you will have a cozy quilt to wrap up in just in time for Christmas.

Pillow Case Party Sun. Nov 27 1-4 FREE

If you've never made a pillow case, or just want some time to sew a pillow case, this class is for you. This is a great mother/daughter styled class and pillow cases make great presents!

Beginning Machine Applique Wed. Nov 30, 1-4 OR 6-9 \$25 Barb Boyer

So many quilts use applique these days. Learn the ins and outs of machine applique, from points to curves. We will practice the button hole/blanket stitch, satin stitch, and you can also play around with your decorative stitches. Threads, fusibles and stabilizers will be discussed.

December Classes and Special Events

Finish Your Quilt Sale Dec 3

Bring your finished quilt top to the store, and we'll help you find the perfect back and binding. Plus, we'll give you 20% off your backing, binding and/or batting. It's time to finish your quilts!

Block of the Month Sat. Nov 5 10:30-11:15 FREE Barb Boyer

Join at any time. You get a free fat quarter if you come to class with the previous month's completed block. This year we're making a red, white & blue quilt-patriotic theme, if you like.

Ornament Club 1st

Sat of the month, **4-6** Free, if you buy that month's kit

Each month we will feature a different pieced ornament. Some of the ornaments can be used as gift tags & gift card holders. You can pick & choose which ornaments you want to make-each ornament will be displayed prior to class. You can make the March ornament & skip the April ornament, for example. Kits are limited, though, so if you are interested in a particular kit, be sure to sign up for that month & let me know.

Monthly Minis First Saturday of the Month, Sept-Dec. 4-6 \$10 for the year (plus patterns or kits)

This year we are doing various table runners/ door banners/small wall hanging celebrating each month. Some of the quilts are long & skinny, some

square, some round. Most of the quilts will be kitted.

English Paper Piecing 1st & 3rd Mondays 2-4 ongoing Barb Boyer \$20

Doll Clothes, American Girl or Barbie Wed-Fri, Dec 7-9, 10:30-5 \$25 Barb Boyer

Learn how to make doll clothes for either the Barbie Doll sized doll or the 18" American Girl Doll. You can come all 3 days, or just pick one day to sew outfits. We will learn how to sew the basics: pants, shirts, skirts & dresses. We will also explore some of the other fun items, from shoes to purses to costumes to historic. Once you know how to sew on the small scale, you can make any outfit in any size. You will need your own patterns, fabrics and embellishments (lace, beads, etc). I will have some embellishments and some fabrics from my stash available as well.

Knit Pickers' Club 2nd Thur. of the month, 6-8:30

Every second Thursday, we're getting together to practice our knitting. The Club is open to all skill levels. We want to share what we've learned, find new patterns, and simply just sit and knit. If you are in the Monday knitting classes, you can work on your project and get help, if you need it.

December 2016

December 2016						
Sunday	Monday	Tuesday	Wednesday	Thursday	Friday	Saturday
Color of the month: Christmas				1 Misty Pond (paper piecing project) 1-4 or 6-9	2 Open Sew 1-4	3 BOM 10:30-11:30 Ornament Club 2-4 Monthly Minis 4-6
4 CLOSED CONCERT	5 English Paper Piecing 2-4	6	7 Doll Clothes for Christmas: American Girl or Barbie 10:30-5	8 Doll Clothes for Christmas: American Girl or Barbie 10:30-5 Knit Pickers' Club 6-8:30	9 Doll Clothes for Christmas: American Girl or Barbie 10:30-5	10 Embroidery Club 10-noon
11	12	13	14 Full Moon	15	16	17
18 CLOSED	19 English Paper Piecing 2-4	20	21	22	23	24 CLOSED
25 CLOSED Christmas	26	27	28	29	30 Year End sale, Toad Toters 3-7	31 Year End Sale 10-6

HAND EMBROIDERY CLUB

If you want to learn to hand embroider or just brush up your technique, join us on the second Saturday of the month from 10 to noon. We provide free vintage patterns, and this year we will have free patterns of girls with hats, that you can embroider, embellish and color. Each month Kathy Sconce shows us a new stitch to try, plus, she guides us through thread choices, how to knot, fabrics to use, and tracing techniques.

Knit Pickin' Club

This is another get-together class to sit & knit, work on our projects, share information and get some help. We will share techniques, suggest patterns, but mainly we'll sit & knit (or pick).

Toad Toters

On full moon days (as noted in the calendar) you will get 20% off all purchases (not otherwise discounted) that you can fit in your bag. You must bring your bag to participate.

Full Moon Days: Sept. 16; Oct. 16; Nov. 14; Dec. 14.

Discount Policy

We will honor only one discount -- whichever is largest. You can't combine a 10% with a 25% discount to get a 35% discount. On this we can't be bribed.

Color of the Month

September orange; October green; November flannel; December Christmas.

Join the fun and come feel the difference of quality fabrics.

Happy quilting!

Sincerely,

Barbara Boyer
Around the Block
307-433-9555

www.aroundtheblockquilts.com