

Favorite quotes from the Dowager Countess of Downton Abbey:

MARTHA LEVINSON

So, how did you enjoy the south of France?

MARY

It was lovely. But almost too hot even now.

MARTHA LEVINSON

I think it's such a shame they close things up during the summer. I love the sun.

VIOLET, DOWAGER COUNTESS OF GRANTHAM

So we can see.



January 9, 2015

Just in case you might have forgotten, it's January. And we're in Wyoming. Now I mention this only because as I was driving to work yesterday, the local radio dj said he was sorry there wasn't any rain in the forecast.

That's right rain. And I'm thinking, who in his right mind seriously believes that it's reasonable to expect rain in Cheyenne in January. I mean he really sounded apologetic that we weren't getting any rain out of the next storm. And of course, when he finally gave the forecast it was for...yup, snow.

Although I've got to admit the weather this week has been a bit weird. When the wind picked up over the week end (euphemism for gale force winds) I got a little worried about my driveway. We didn't have that much snow on the ground, but it was enough that by Monday, I couldn't get out of my driveway (euphemism for I tried gunning the Subaru in order to clear a drift and I got stuck on top). So while I'm waiting for help to pull me out, I watched the ice drip/melt off the big farm gate. And wondered.... the temp was about 36, the winds were Chinook (euphemism for 50 mph, but technically warm, winds). About 10 minutes later there was no ice on the farm gate. So I started rocking the Subaru back & forth and was able to drive off the top of the snow pile. The snow pack had melted and by afternoon most of the snow was gone; although my good friend Gene did come out to plow out my driveway just in case.

So that was Monday. On Tuesday we got fog. Fog is October and April weather. Not January. By Wednesday the trees were coated in glistening white frost-which stuck around all day. I had a couple who were driving from Buffalo to California in the shop about 4:30 and they wanted to know if this frost stuff on the trees was normal, which led to the discussion about where were they headed: Laramie, that night. So I gave them the scare story about trying to cross the Summit in this weather and they quickly got on the road.

And that leads us to Thursday when the dj was apologizing that we wouldn't get any rain out of the forecast.

I don't know. Maybe he wasn't so crazy.

P.S. Thanks to the Boy Scouts I have a free Little Lending Library, painted up just like a crazy quilt, sitting by the front door to the shop. If you are not familiar with Little Lending Libraries, what you do is: Take a book, return a book. It's as easy as that. littlefreelibrary.org/

P.S. The person who was looking for Quilting Treasures horse fabric: I misplaced the note with your phone number. The answer is, that fabric is not available for me to get. But I should be getting a similar piece from QT this month. Give me a call back and I will give you the details.

Challenge

Piece and Comfort

They face adversity and endure hardships; yet all too often their troubles go unnoticed. We also honor those Soldiers, Sailors, Airmen, and Marines who must miss holidays, birthdays, and family moments in far-away distant lands. It is for the family members who keep the house running while their husband, wife, son or daughter is away. It is for the children who dearly miss their deployed parent, brother, sister, uncle, or aunt. We say thank you to the men and women who have volunteered to serve our country and preserve our freedom.



Challenge Rules:

WHO: All quilters who would like to create a beautiful quilt to honor a military family in their circle of friends, the community, or the nation. Fabric lines that must be used are **Because of the Brave** or **Red, White & Free** collections from Moda.

WHEN: Challenge begins January 1, 2015 thru March 31, 2015

* Challenge quilts will be displayed at local quilt shop April 6 - 18.

* Customers may vote for their favorites. Each shop's Viewers' Choice winner will receive a prize.

* A digital image of the Viewers' Choice winner from each shop will be entered in Moda's *Piece and Comfort* online quilt show.

WHERE: Pick up an entry form at your local participating quilt

shop. (I don't have the entry for yet)

WHAT: Ninety percent of quilt must be made with Moda fabrics. Fifty percent of the Moda fabrics must come from one or both of the featured collections.

- * Quilt(s) must be 54" x 65" or larger.
- * Quilt must be quilted or tied and bound. No quilt tops will be accepted.
- * Quilt must be labeled with Maker's and Quilter's name, city and contact information.
- * Quilt(s) remain property of maker unless they choose to donate quilt to a military family.
- * No limit to number of entries.

Prize Awards for Moda's Online Quilt Show:

First Viewers' Choice - \$500
Second Viewers' Choice - \$250
Third Viewers' Choice - \$150
Designer's Choice - \$500

WHAT'S NEW!!


From Michael Miller:



From Free Spirit:



From Henry Glass: Steppin' Out



From Henry Glass: Let it Bee






From Blend:







From Classic Cottons:



Patterns & books:





Because of the Brave Moda collection:



There are some changes in the schedule:

January Classes & Special Events

Hand Embroidery Club Sat. January 10, 10-noon FREE Kathy Sconce
(Club normally meets the 2nd Sat. of each month from 10-noon)
This year we're doing birds-state birds. We will have between 40-50 birds (some states use the same bird) for you to stitch. Various setting for turning the birds into a quilt will be provided. Color suggestions for the birds will also be offered. As a bonus, you will get the state outlines, state flowers, and other patterns to compliment the birds. You can join anytime.

Park Bench Sampler Thurs. January 10, 1-4 ongoing

Knitting: Back to Basics. Mon. January 12 6-8:30 \$20 Carol Moler
Each month we will offer a selection of projects for the beginner and more advanced knitter. In January, we will get you started by learning the garter stitch. For beginners, you will learn how to cast on and do the knit stitch (garter stitch). Beginning project will be a wash cloth/dish cloth or a scarf and for more experienced knitters, the project will be a garter stitch cowl, knit flat, but which can then be twisted-you'll learn how to seamlessly join the ends.

Underground Railroad Thurs. January 15 & 22, 1-4 ongoing

CHANGE: Snowman Flannel Quilt Sat. ~~January 17~~, **JANUARY 31** 10:30-5
\$20 Barb Boyer

This cute quilt is made from flannels and is the perfect quilt to get us out of winter and into spring. It's great as a wall hanging or a lap quilt. The flannel is easy to applique on the machine and the rick rack adds dimension. Available as a kit.

Change: Beginning Quilting Sun. 1-4, ~~January 18~~, January 25;
Feb 8, 15, 22; Mar 8, 15, 29 & **April TBA**

OR

Wednesdays: 1-4 OR 6-9 January 21, 28; Feb 4, 11, 18, 25; Mar 4, 11 \$65 Barb Boyer

This comprehensive 8-week course will introduce to you almost everything you need to know about piecing a quilt top. Along the way you will learn about color, batting, thread, machines and various techniques to give you the skills to make almost any quilt.

Spoon Quilting Mon. January 19 1-3 \$25 Sandra Freeburg
No more sore fingers! Learn to Spoon Quilt, with a special spoon quilting tool. This tool helps you keep your stitches tiny and even without pricking your finger. Need to have basic quilting skills (rocking motion quilting).

Table Runner of the Month: 4 Hour Table Runner Sat. January 24 10:30-5 \$20

or free if you buy the kit. Barb Boyer

We will be making different table runners each month. The first is the 4-Hour Table Runner. Our kit is made up with blue & white snowy fabrics, with polar bears, fox and deer. You should be able to finish the quilt top in class.

English Paper Piecing 1-4 Mon. Jan. 26 ongoing

Hand Applique Club

Thursday January 29 1:30-4 free

The last Thursday of each month, we're getting together to practice our hand applique skills. The Club is open to all skill levels. We want to share what we've learned, find new patterns, and simply just sit and sew. More and more patterns are showing applique

work, and while sometimes you can just fuse it down, learning how to hand applique is a wonderful skill that can be carried anywhere you go.

Bertie's Year last Friday of the month, 1-4 \$20, free if you buy the kit. Barb Boyer Bertie's Year is a small wall hanging, (or you can make each block into a mini quilt for display each month). Bertie is done in flannels and wool (kit only includes flannel). Bertie (the bird) and friends (squirrel, pumpkins) are appliqued with crazy quilt embroidery embellishments.

Friday Nighters Fri. January 30 5:30-? \$10 Barb Boyer

This class will help you get organized for Christmas 2015 -- or just help you get things done. You give me a list of your "to dos" or unfinished projects you want to finish and then each month I check off what you've completed. Trust me. If you need incentive to stay on track, this is it. You can bring your sewing machine or do hand work.

CHANGE: Woodland Fairy Quilt TBA PROBABLY APRIL, 10:30-5 \$20 Barb Boyer

The perfect quilt for a little girl or anyone who likes purple. The quilt takes about 20 fat quarters plus borders. Michael Miller's fairies are popular, and these fairies glisten & sparkle. Kits will be available.

February Classes & Special Events

Monday Morning Quilts February 2 10-2 Free, if you buy that month's kit Each month we will feature quilts from the Quilter's World magazine or other fun quilts. We will choose one of the quilts from the magazine and make limited kits. In class, we will show you how to put the quilt together and you will have time to get started. Quilts will be big or small or in between. Quilt TBA.

Beginning Quilting ongoing Sun. 1-4, Feb 8, 15, 22; Mar 8, 15, 29
OR

Wednesdays: 1-4 OR 6-9 Feb 4, 11, 18, 25; Mar 4, 11

Back Basting Thur. February 5 1-3 Sandra Freeburg \$25

Back basting is a template free method of needle turn applique. No slippery freezer paper or chalked lines on top that never seem to get turned under quite right. This method is especially great for traveling, because your pieces will be basted onto your background -- no need for pins to get in the way. This class is great for beginners and all levels of appliquers. Don't let hand applique frustrate you. It's really easy and relaxing!

Block of the Month Sat. February 7, 10:30-11:15 FREE

Join at any time. You get a free fat quarter if you come to class with the previous month's completed block. This year we're making a neutrally colored quilt (tans, taupes, greys, etc.)-come to class in January to see an example.

Monthly Minis First Saturday of the Month, Jan-Dec. 4-6 Barb Boyer \$20 ongoing

Knitting: Back to Basics. Mon. February 9 6-8:30 \$20 Carol Moler

Each month we will offer a selection of projects for the beginner and more advanced knitter. In February, we will learn the stockinette stitch, which is basically knit a row, purl a row. For beginners, you will practice casting on, and then knitting and purling. Beginning project will either be a scrubbie, cozy carrier for cell phone or a scarf. For

more experienced knitters, the project will be the Vermont hat, joined in the round with ribbing.

Downton Abbey Sampler Quilt Thurs. February 12, 1-4 \$20 Barb Boyer
Last year we did a sampler made with blocks from 1906. This year we have more blocks that date to 1906, and the blocks will be set with a fun kite block. Blocks can be made with either this year's or last year's fabrics (or even civil war fabrics). The quilt is not kitted, but if you have fat quarters of all the fabrics, you will have plenty to choose from.

Knit Pickers' Club Thur. February 12, 6-8:30
Every second Thursday, we're getting together to practice our knitting. The Club is open to all skill levels. We want to share what we've learned, find new patterns, and simply just sit and knit. If you are in the Monday knitting classes, you can work on your project and get help, if you need it.

Hand Embroidery Club Sat. February 14, 10-11:30 FREE
(Club normally meets the 2nd Sat. of each month from 10-noon)
This year we're doing birds-state birds. We will have between 40-50 birds (some states use the same bird) for you to stitch. Various setting for turning the birds into a quilt will be provided. Color suggestions for the birds will also be offered. As a bonus, you will get the state outlines, state flowers, and other patterns to compliment the birds. You can join anytime.

Table Runner of the Month: ROUND Applique Table Runner Sat.
February 14 1-6 \$20 Sue Frerich
This table runner is from a Fons & Porter magazine. But we've increased the size little bit to make it easier to do. This is a perfect centerpiece for any table.

Take 5 Quilt Mon. Sat. February 16, 10:30-5 \$20 Barb Boyer
Take 5 is a fun and fast quilt to make on a Monday holiday. This is always a popular class and you can usually get your top completed in class (the smaller versions, not the king size). And we have lots of new spring fabrics that will help relieve the doldrums of winter. This is a perfect graduation gift-think ahead to May. You can get it done! So if you need a quick quilt project, this is the perfect quilt class.

Hand Quilting Thurs. February 19 1-3 \$25
Sandra Freeburg
Hand quilting is an art that should not be lost. By the end of Sandra's class you will be hand quilting with confidence. Everyone has at least one special quilt that calls out for hand quilting. And there is nothing better than the feel of a hand quilted quilt. Do yourself a favor and learn this art that connects us to our past -- our mothers, grandmothers and great grandmothers.

Chloe February 21 10:30-5 \$20 Sue Frerich
This contemporary applique quilt with its unique setting has the look of needle turn applique, but is done entirely by machine in a fraction of the time! Furthermore, because of the materials used, it has the look of trapunto after it has been quilted. During class you will learn this machine applique technique using applique fiber. With this method there is no need to slit the back of the fabric and stress your stitching to remove paper.

Jungle walk February 28 10:30-5 \$20 Sue Frerich
This adorable quilt is a fusible applique project, as easy as it is fun to make! Gather up your scraps to make your quilt one of a kind. You will learn the fusible applique process and explore both hand- and machine-finishing techniques. Expect to finish at least one

block during this 1-day class.

Hand Applique Club

Thursday February 26 1:30-4 free

The last Thursday of each month, we're getting together to practice our hand applique skills. The Club is open to all skill levels. We want to share what we've learned, find new patterns, and simply just sit and sew. More and more patterns are showing applique work, and while sometimes you can just fuse it down, learning how to hand applique is a wonderful skill that can be carried anywhere you go.

Bertie's Year last Friday of the month, 1-4

Bertie's Year is a small wall hanging, (or you can make each block into a mini quilt for display each month). Bertie is done in flannels and wool (kit only includes flannel). Bertie (the bird) and friends (squirrel, pumpkins) are appliqued with crazy quilt embroidery embellishments.

Friday Nighters Fri. February 27, 5:30-9 \$10 (one time fee for year)

This class will help you get organized for Christmas 2015 -- or just help you get things done. You give me a list of your "to dos" or unfinished projects you want to finish and then each month I check off what you've completed. Trust me. If you need incentive to stay on track, this is it. You can bring your sewing machine or do hand work.

January 2015

Sunday	Monday	Tuesday	Wednesday	Thursday	Friday	Saturday
				1 CLOSED	2 Open Sew1-4	3 BOM 10:30-11:30 Binding demo noon-1 Monthly Minis 4-6
4 CLOSED	5 Monday Morning Quilts 10-2 Full Moon (observed)	6	7	8 Knit Pickers' Club 6-8:30	9	10 Embroidery Club 10-noon Park Bench 1-4
11	12	13	14	15	16	17

	Knitting: Back to Basics: Cast on and Garter Stitch 6- 8:30			Underground Railroad Quilt 1-4	Open Sew1-4	
18	19 Spoon Quilting 1-3	20	21 Beginning Quilt 1-4 Or 6-8:30	22 Underground Railroad Quilt 1-4	23	24 4-Hour Table Runner 10:30-5
25 Beginning Quilt 1-4	26 English Paper Piecing 1- 4	27	28 Beginning Quilt 1-4 Or 6-8:30	29 Hand Applique Club 1:30-4 Arcadia 6-9	30 Bertie's Year 1- 4 Friday Nighters 5:30 -?	31 Snowman Quilt 10:30-5
Color of the Month: Purple						
Color						
CC						

February 2015

Sunday	Monday	Tuesday	Wednesday	Thursday	Friday	Saturday
1 CLOSED	2 Monday Morning Quilts 10-2	3 Full Moon	4 Beginning Quilt 1-4 Or 6-8:30	5 Back Basting 1:00-3:00	6 Open Sew1-4	7 BOM 10:30- 11:30 Monthly Minis 4-6

8 Beginning Quilt 1-4	9 Knitting: Back to Basics: Stockinette 6-8:30	10	11 Beginning Quilt 1-4 or 6-8:30	12 Downton Abbey Sampler 1-4 Knit Pickers' Club 6-8:30	13	14 Embroidery Club 10-noon Round applique table runner 1-6
15 Beginning Quilt 1-4	16 Take 5 10:30-5	17	18 Beginning Quilt 1-4 or 6-8:30	19 Hand Quilting 1-3	20 Open Sew1-4	21 Chloe 10:30-5
22 Beginning Quilt 1-4	23	24	25 Beginning Quilt 1-4 Or 6-8:30	26 Hand Applique Club 1:30-4 Arcadia 6-9	27 Bertie's Year 1-4 Friday Nighters 5:30 -?	28 Jungle Walk 10:30-5
Color of the Month: Red						

HAND APPLIQUE CLUB

This is a get-together & stitch class. Many of us are trying hand applique these days-- patterns are calling for a lot more applique. The club is designed for quilters who already do some hand applique, but beginners are welcome as well. We will share techniques, suggest patterns, talk about threads and, in general, just stitch. A little quiet time away from the distractions of home is what we need to get our projects done.

HAND EMBROIDERY CLUB

If you want to learn to hand embroider or just brush up your technique, join us on the second Saturday of the month from 10 to noon. We provide free vintage patterns, and this year we will have free patterns of girls with hats, that you can embroider, embellish and color. Each month Kathy Sconce shows us a new stitch to try, plus, she guides us through thread choices, how to knot, fabrics to use, and tracing techniques.

Knit Pickin' Club

This is another get-together class to sit & knit, work on our projects, share information and get some help. We will share techniques, suggest patterns, but mainly we'll sit & knit (or pick).

Toad Toters

On full moon days (as noted in the calendar) you will get 20% off all purchases (not otherwise discounted) that you can fit in your bag. You must bring your bag to participate.

Full Moon Days: January 5 (observed), February 3, March 5, April 4.

Discount Policy

We will honor only one discount -- whichever is largest. You can't combine a 10% with a 25% discount to get a 35% discount. On this we can't be bribed.

Color of the Month

January purple, February red, March green, April yellow