

Favorite quotes from the Dowager Countess of Downton Abbey:

VIOLET

What do you mean you wrote to a newspaper? No lady writes to a newspaper.

EDITH

What about Lady Sarah Wilson? She's the daughter of a duke and she worked as a war journalist.

VIOLET

Well, she's a Churchill. The Churchills are different.

MARY

Have we no Churchill blood?

CORA

I think Granny's right.

VIOLET

Can somebody write that down?



**January 30, 2015**

Dogs and cats wake up differently. Scratch that. Dogs wake up. Cats growl, curl into a tighter ball & refuse to get up. Unless they want to. I think it has something to do with the laissez-faire attitude of cats and the "what's next, gotta go, I'm ready, let's go" attitude of dogs.

For example, Lydia, my cat, is perfectly fine with sleeping in. I can move, stretch, roll over, readjust the quilts and she won't move. If I disturb her too much, she uses her irritated meow to let me know that I'm invading her territory and to quit.

The dogs, on the other hand, wake up on all four feet. If I roll over, adjust the quilts, or get up for a nighttime excursion because I've drunk too much liquid before going to bed, they are on their feet, eyes wide, tongues hanging out, saying, "Okay, we're ready. Where're we going?" It's like they wake up on caffeine.

This happens even in the evening. Dogs & cat are inside. I'm on the couch watching tv. Dogs are passed out on the floor. Cat is curled up in a chair. During a commercial I get up to get a snack. The minute I move from the couch, the dogs are at the ready. "I'm ready. Where are we going?" Pant pant pant. Cassidy will actually spin around in a circle, she's so ready to go. Lydia, on the other hand, tucks her head tighter into her belly and makes sure her tail is still curled around her body.

Now the one major exception to this rule is Keepers. She's deaf. Or deaf enough. And old. I generally wake her up by turning on the lights and pounding on the wall. Even then

sometimes it takes a strong shove to convince her that it is time to go outside.

And now that I have 3 dogs and only 2 dog beds the competition to get the big bed is intense. Becca, the littlest one, used to claim the big bed, forcing Cassidy, the full sized Aussie, to curl up in the little bed. It was kinda like watching a big clown get into a little tiny clown car. Now don't start reporting me to the ASPCA. Before I got Becca, Cassidy had the bed all to herself, but she never used it. She slept on the carpet. Not even on the blanket in laid down on top of the carpet. So I figure if Cassidy wants the big bed she'd big enough and old enough to force the issue with Becca.

But now with 3 dogs, claiming the big bed has taken on new meaning. Each night it's like a game of musical chairs/beds. Cassidy stakes her claim on the big bed. Keepers wanders around, like she's lost. Becca sniffs out treat crumbs the other two may dropped while eating their nighttime treats. Then I get into bed and Becca abandons her search for crumbs, hops up, and snuggles in, pushing her back into my legs. Cassidy then abandons the big bed and jumps up on my other side to get her night time pats. Keepers, meanwhile, wins and claims the big dog bed. Score 1 for the old dog. Cassidy, now worried there may not be a bed left, quickly gets down to scope it out but has to settle for the small bed. Becca, meanwhile, starts to snore on my bed. She will later get down and claim the territory under the bed. It's hers exclusively, actually. No one else can fit under the bed.

And just so you know, I did buy another dog bed. And yup, no one uses it. Yet.

## **DOWNTON ABBEY RETREAT!**

### **The dates are set for March 20-22, Nagel Warren Mansion. Special Attraction: Downton Abbey Trunk Show!**

We are set for Friday March 20 through Sunday March 22. You will be able to check in mid afternoon on Friday and we will plan to leave Sunday mid afternoon. We have 8 king bed rooms reserved. Cost is based upon double occupancy. If you prefer a single room, you will need to let me know very quickly so I can look into booking a different room (cost of retreat will need to be adjusted). Reservations will be made through me and you can secure your spot with a down payment of half the cost by Feb. 15. The rest will be due by March 15.

If you need to cancel, I will need to know 30 days in advance. But if something comes up, please talk to me because we might be able to work something out.

We will be sewing in the conference rooms in the basement. There are 3 rooms that can accommodate about 16 sewers. I will set up separate tables for cutting and will plan on having 2 irons/boards. If you just want to come to sew, and go home at night to your own bed, I might be able to accommodate that. However, I don't want to get more than 16 sewers. If you are interested in this option, let me know and I'll see what I can work out.

At the retreat, you may sew on any project that you like -- it does not have to be a Downton Abbey Quilt. For those of you sewing your Downton Abbey quilts, though, I will

provide instruction for this year's quilt (quilt blocks will be online prior to the retreat).

During the retreat, we will play some games, win some door prizes, watch some episodes of Downton Abbey, take High Tea on Saturday, and sew our socks off!

Included in the cost:

2 nights (2 per room) at the Nagel Warren Mansion (such a treat!)  
Sat & Sun breakfast  
High tea on Saturday  
Set of patterns for quilt  
Door prizes  
Lots of Fun !!!

## **Downton Abbey Trunk Show (quilts provided by Andover from the new line)**

Lunch and dinners are on our own. There are plenty of fun restaurants downtown. You can also check out what is playing at the Lincoln Center and go to a movie (for a buck or two).

**Cost per person = \$250. A \$120 deposit will secure your room.** We need a minimum of 10 quilters for the retreat. I am also working on getting a national speaker to come.

Blocks will be posted on line at [www.aroundtheblockquilts.com](http://www.aroundtheblockquilts.com) You can find the blocks under the "What's New" tab (once I get them posted). Fabric requirements for the quilt are also given. These blocks will stay posted for a limited time and we'll have them in the store. Price to buy in store is \$1 for one page or \$2 for 2 pages -- to help me cover the costs of the ink.



They face adversity and endure hardships; yet all too often their troubles go unnoticed. We also honor those Soldiers, Sailors, Airmen, and Marines who must miss holidays, birthdays, and family moments in far-away distant lands. It is for the family members who keep the house running while their husband, wife, son or daughter is away. It is for the children who dearly miss their deployed parent, brother, sister, uncle, or aunt. We say thank you to the men and women who have volunteered to serve our country and preserve our freedom.


See precious posts for more info on submitting a quilt for the challenge.

Okay everybody. The Frozen panel should be enroute to the shop, arriving either today or next week. I ordered 1 bolt. I am not bringing in the Olaf panel, only the Sisters one shown at right. If you are interested in a panel, let me know. I suspect the fabric may go quickly, as there has been a great deal of interest in it. We have some beautiful sparkly fabrics that should work well with this panel.




## WHAT'S NEW!!

From Northcott: Two of the light fabrics (only 1 shown) have stitched embroidered on top.




From Hoffman:





From Troy: Underground Blues





From Alexander Henry:





From Michael Miller:



From Blend:



From Classic Cottons:



There are some changes in the schedule:

## January Classes & Special Events

**CHANGE: Snowman Flannel Quilt** Sat. ~~January 17~~, **JANUARY 31** 10:30-5 \$20  
Barb Boyer

This cute quilt is made from flannels and is the perfect quilt to get us out of winter and into spring. It's great as a wall hanging or a lap quilt. The flannel is easy to applique on the machine and the rick rack adds dimension. Available as a kit.

**Change: Beginning Quilting** Sun. 1-4, ~~January 18~~, January 25; Feb 8, 15, 22; Mar 8, 15, 29 & **April TBA**  
OR

Wednesdays: 1-4 OR 6-9 January 21, 28; Feb 4, 11, 18, 25; Mar 4, 11 \$65 Barb Boyer  
This comprehensive 8-week course will introduce to you almost everything you need to know about piecing a quilt top. Along the way you will learn about color, batting, thread, machines and various techniques to give you the skills to make almost any quilt.

**Bertie's Year** last Friday of the month, 1-4 \$20, free if you buy the kit. Barb Boyer  
Bertie's Year is a small wall hanging, (or you can make each block into a mini quilt for display each month). Bertie is done in flannels and wool (kit only includes flannel). Bertie (the bird) and friends (squirrel, pumpkins) are appliqued with crazy quilt embroidery embellishments.

**Friday Nighters** Fri. January 30 5:30-? \$10 Barb Boyer

This class will help you get organized for Christmas 2015 -- or just help you get things done. You give me a list of your "to dos" or unfinished projects you want to finish and then each month I check off what you've completed. Trust me. If you need incentive to stay on track, this is it. You can bring your sewing machine or do hand work.

**CHANGE: Woodland Fairy Quilt** TBA PROBABLY APRIL, 10:30-5 \$20 Barb Boyer

The perfect quilt for a little girl or anyone who likes purple. The quilt takes about 20 fat quarters plus borders. Michael Miller's fairies are popular, and these fairies glisten & sparkle. Kits will be available.



# February Classes & Special Events

## CHANGE: Monday Morning Quilts

~~February~~ **March 2** 10-2 Free, if you buy that month's kit

Each month we will feature quilts from the Quilter's World magazine or other fun quilts. We will choose one of the quilts from the magazine and make limited kits. In class, we will show you how to put the quilt together and you will have time to get started. Quilts will be big or small or in between. **We have a quilt in the classroom that we will be doing on Monday--maybe. We just got the magazine, and just got the quilt done up. So the plan is to skip this Monday and do the quilt the first Monday in March.**

**Beginning Quilting** ongoing Sun. 1-4, Feb 8, 15, 22; Mar 8, 15, 29

OR

Wednesdays: 1-4 OR 6-9 Feb 4, 11, 18, 25; Mar 4, 11

**Back Basting** Thur. February 5 1-3 Sandra Freeburg \$25

Back basting is a template free method of needle turn applique. No slippery freezer paper or chalked lines on top that never seem to get turned under quite right. This method is especially great for traveling, because your pieces will be basted onto your background -- no need for pins to get in the way. This class is great for beginners and all levels of appliquers. Don't let hand applique frustrate you. It's really easy and relaxing!

**Block of the Month** Sat. February 7, 10:30-11:15 FREE

Join at any time. You get a free fat quarter if you come to class with the previous month's completed block. This year we're making a neutrally colored quilt (tans, taupes, greys, etc.)-come to class in January to see an example.

**Monthly Minis** First Saturday of the Month, Jan-Dec. 4-6 Barb Boyer \$20 ongoing

**Knitting: Back to Basics.** Mon. February 9 6-8:30 \$20 Carol Moler

Each month we will offer a selection of projects for the beginner and more advanced knitter. In February, we will learn the stockinette stitch, which is basically knit a row, purl a row. For beginners, you will practice casting on, and then knitting and purling. Beginning project will either be a scrubbie, cozy carrier for cell phone or a scarf. For more experienced knitters, the project will be the Vermont hat, joined in the round with ribbing.

**Downton Abbey Sampler Quilt** Thurs. February 12, 1-4 \$20 Barb Boyer

Last year we did a sampler made with blocks from 1906. This year we have more blocks that date to 1906, and the blocks will be set with a fun kite block. Blocks can be made with either this year's or last year's fabrics (or even civil war fabrics). The quilt is not kitted, but if you have fat quarters of all the fabrics, you will have plenty to choose from.

**Knit Pickers' Club** Thur. February 12, 6-8:30

Every second Thursday, we're getting together to practice our knitting. The Club is open to all skill levels. We want to share what we've learned, find new patterns, and simply just sit and knit. If you are in the Monday knitting classes, you can work on your project and get help, if you need it.

**Hand Embroidery Club** Sat. February 14, 10-11:30 FREE

(Club normally meets the 2nd Sat. of each month from 10-noon)

This year we're doing birds-state birds. We will have between 40-50 birds (some states use the same bird) for you to stitch. Various setting for turning the birds into a quilt will be provided. Color suggestions for the birds will also be offered. As a bonus, you will get the state outlines, state flowers, and other patterns to compliment the birds. You can join anytime.

### **Table Runner of the Month: ROUND Applique Table Runner Sat.**

February 14 1-6 \$20 Sue Frerich

This table runner is from a Fons & Porter magazine. But we've increased the size little bit to make it easier to do. This is a perfect centerpiece for any table.

### **Take 5 Quilt Mon. Sat. February 16, 10:30-5 \$20 Barb Boyer**

Take 5 is a fun and fast quilt to make on a Monday holiday. This is always a popular class and you can usually get your top completed in class (the smaller versions, not the king size). And we have lots of new spring fabrics that will help relieve the doldrums of winter. This is a perfect graduation gift-think ahead to May. You can get it done! So if you need a quick quilt project, this is the perfect quilt class.

### **Hand Quilting Thurs. February 19 1-3 \$25**

Sandra Freeburg

Hand quilting is an art that should not be lost. By the end of Sandra's class you will be hand quilting with confidence. Everyone has at least one special quilt that calls out for hand quilting. And there is nothing better than the feel of a hand quilted quilt. Do yourself a favor and learn this art that connects us to our past -- our mothers, grandmothers and great grandmothers.

### **Chloe February 21 10:30-5 \$20 Sue Frerich**

This contemporary applique quilt with its unique setting has the look of needle turn applique, but is done entirely by machine in a fraction of the time! Furthermore, because of the materials used, it has the look of trapunto after it has been quilted. During class you will learn this machine applique technique using applique fiber. With this method there is no need to slit the back of the fabric and stress your stitching to remove paper.

### **Jungle walk February 28 10:30-5 \$20 Sue Frerich**

This adorable quilt is a fusible applique project, as easy as it is fun to make! Gather up your scraps to make your quilt one of a kind. You will learn the fusible applique process and explore both hand- and machine-finishing techniques. Expect to finish at least one block during this 1-day class.

### **Hand Applique Club**

Thursday February 26 1:30-4 free

The last Thursday of each month, we're getting together to practice our hand applique skills. The Club is open to all skill levels. We want to share what we've learned, find new patterns, and simply just sit and sew. More and more patterns are showing applique work, and while sometimes you can just fuse it down, learning how to hand applique is a wonderful skill that can be carried anywhere you go.

### **Bertie's Year last Friday of the month, 1-4**

Bertie's Year is a small wall hanging, (or you can make each block into a mini quilt for display each month). Bertie is done in flannels and wool (kit only includes flannel). Bertie (the bird) and friends (squirrel, pumpkins) are appliqued with crazy quilt embroidery embellishments.

### **Friday Nighters Fri. February 27, 5:30-9 \$10 (one time fee for year)**

This class will help you get organized for Christmas 2015 -- or just help you get things done. You give me a list of your "to dos" or unfinished projects you want to finish and then each month I check off what you've completed. Trust me. If you need incentive to stay on

track, this is it. You can bring your sewing machine or do hand work.

## January 2015

Sunday	Monday	Tuesday	Wednesday	Thursday	Friday	Saturday
				1 CLOSED	2 <b>Open Sew1-4</b>	3 <b>BOM 10:30-11:30</b> <b>Binding demo noon-1</b> <b>Monthly Minis 4-6</b>
4 CLOSED	5 <b>Monday Morning Quilts 10-2</b> Full Moon (observed)	6	7	8 <b>Knit Pickers' Club 6-8:30</b>	9	10 <b>Embroidery Club 10-noon</b> <b>Park Bench 1-4</b>
11	12 <b>Knitting: Back to Basics: Cast on and Garter Stitch 6-8:30</b>	13	14	15 <b>Underground Railroad Quilt 1-4</b>	16 <b>Open Sew1-4</b>	17
18	19 <b>Spoon Quilting 1-3</b>	20	21 <b>Beginning Quilt 1-4 Or 6-8:30</b>	22 <b>Underground Railroad Quilt 1-4</b>	23	24 <b>4-Hour Table Runner 10:30-5</b>
25 <b>Beginning Quilt 1-4</b>	26 <b>English Paper Piecing 1-4</b>	27	28 <b>Beginning Quilt 1-4 Or 6-8:30</b>	29 <b>Hand Applique Club 1:30-4</b> <b>Arcadia 6-9</b>	30 <b>Bertie's Year 1-4</b> <b>Friday Nighters</b>	31 <b>Snowman Quilt 10:30-5</b>

					5:30 -?	
Color of the Month: Purple Color CC						

## February 2015

Sunday	Monday	Tuesday	Wednesday	Thursday	Friday	Saturday
1 CLOSED	2 <b>Monday Morning Quilts 10-2</b>	3 Full Moon	4 <b>Beginning Quilt 1-4 Or 6-8:30</b>	5 <b>Back Basting 1:00-3:00</b>	6 <b>Open Sew1-4</b>	7 <b>BOM 10:30-11:30 Monthly Minis 4-6</b>
8 <b>Beginning Quilt 1-4</b>	9 <b>Knitting: Back to Basics: Stockinette 6-8:30</b>	10	11 <b>Beginning Quilt 1-4 or 6-8:30</b>	12 <b>Downton Abbey Sampler 1-4 Knit Pickers' Club 6-8:30</b>	13	14 <b>Embroidery Club 10-noon Round applique table runner 1-6</b>
15 <b>Beginning Quilt 1-4</b>	16 <b>Take 5 10:30-5</b>	17	18 <b>Beginning Quilt 1-4 or 6-8:30</b>	19 <b>Hand Quilting 1-3</b>	20 <b>Open Sew1-4</b>	21 <b>Chloe 10:30-5</b>
22 <b>Beginning Quilt 1-4</b>	23	24	25 <b>Beginning Quilt 1-4 Or 6-8:30</b>	26 <b>Hand Applique Club 1:30-4 Arcadia 6-9</b>	27 <b>Bertie's Year 1-4</b> <b>Friday Nighters 5:30 -?</b>	28 <b>Jungle Walk 10:30-5</b>
Color of the Month: Red						

**HAND APPLIQUE CLUB**

This is a get-together & stitch class. Many of us are trying hand applique these days-- patterns are calling for a lot more applique. The club is designed for quilters who already do some hand applique, but beginners are welcome as well. We will share techniques, suggest patterns, talk about threads and, in general, just stitch. A little quiet time away from the distractions of home is what we need to get our projects done.

\*\*\*\*\*

**HAND EMBROIDERY CLUB**

If you want to learn to hand embroider or just brush up your technique, join us on the second Saturday of the month from 10 to noon. We provide free vintage patterns, and this year we will have free patterns of girls with hats, that you can embroider, embellish and color. Each month Kathy Sconce shows us a new stitch to try, plus, she guides us through thread choices, how to knot, fabrics to use, and tracing techniques.

\*\*\*\*\*

**Knit Pickin' Club**

This is another get-together class to sit & knit, work on our projects, share information and get some help. We will share techniques, suggest patterns, but mainly we'll sit & knit (or pick).

**Toad Toters**

On full moon days (as noted in the calendar) you will get 20% off all purchases (not otherwise discounted) that you can fit in your bag. You must bring your bag to participate. Full Moon Days: January 5 (observed), February 3, March 5, April 4.

**Discount Policy**

We will honor only one discount -- whichever is largest. You can't combine a 10% with a 25% discount to get a 35% discount. On this we can't be bribed.

**Color of the Month**

January purple, February red, March green, April yellow

\*\*\*\*\*

Join the fun and come feel the difference of quality fabrics.

Happy quilting!

Sincerely,

Barbara Boyer  
Around the Block  
307-433-9555  
[www.aroundtheblockquilts.com](http://www.aroundtheblockquilts.com)