

Favorite quotes from the Dowager Countess of Downton Abbey:

[The table is magnificently decorated, including large arrangements of flowers. Mary shows it off eagerly.]

MARY  
What do you think?

[Violet smiles proudly.]

VIOLET  
Nothing succeeds like excess.



---

**September 19, 2014**

Okay, just so you know. The old biddies in last week's story are completely fictional characters. I certainly was not the knitter working with the cube needles, dropping stitches. I won't be an old biddy until at least another 20 years. And no one I sit & stitch with are even close to biddy age. And besides, we have far more interesting conversations than about the weather, which, as you know, is back into summer.

But I don't want to talk about that. I'd rather talk about the pope. Did you know he has a hog? As in Harley? That's right. When he rides in Rome, they encase the hog in a bubble, so he kinda looks like a gerbil with a big pointed hat on a circular wheel. When he rides in the country, they remove the bubble and let him wear his leathers. They give him a push and let him go up & down mountains all by himself. Okay, I'm kidding about the push and I have no idea whether he wears his pope attire or leathers. And I'm kidding about the bubble. But not about the bike. I have no idea where he goes to ride his Harley. Maybe there are tunnels under the Vatican. I had a friend who trained for the Pikes Peak Marathon bike ride by riding his bike in the tunnels under the state buildings. But that's another story. And he's a judge now, so I probably shouldn't talk about him.

Other things you probably don't know. I figure one of my jobs is to keep you all up to date on the latest non news. For example, did you know that the guy who invented bungee jumping tried it out first with a sack of rocks? "We had this old potato sack and I filled it up with rocks and dropped it over the side," he says. "It just hit the water, split, dropping all the stones. And that was our test." So naturally the next step was to try it in person. I mean, really, who wouldn't?

So he hooked himself up onto a bungee cord and jumped. And he hit the water, just like the sack of potatoes. But then, as he described it, all of a sudden the bungee worked and he was bouncing back up out of the water. And that's how bungee jumping started. It probably helped that he was a New Zealander.

Now I remember as a kid there was this big tree - really, it was big. I went back later as an adult and the tree was still huge. Anyway, the big kids tied a thick rope with a knot in the end to one of the branches. Then you climbed up to the fork in the tree, grabbed onto the rope with both hands and swung away from the tree. The rope had a knot in the end that if you were lucky you managed to get between your legs as you swung out. I did it once. That was enough.

And that was after watching the big kids try it-meaning, I could tell it worked, if you could hang onto the rope. Clearly there was no adult supervision going on here. But deciding to jump off a bridge on a bungee cord after watching a sack of rocks hit the water and split apart. I don't think so.

Other things you probably didn't know. Hector Varela. No? How about Lionel Andrés "Leo" Messi Cuccittini. Didn't think so. Cuccittini, who actually doesn't go by "Leo" but goes by Messi, (the news article put quotes around "Leo" but not around "Messi." I have no idea) is an Argentinian football player. Think soccer. He plays for a Spanish club in Barcelona. That's Spain, BTW. I know, it's confusing. But he is very popular and very good. John Elway good. Peyton Manning good. So good that people want to name their kids after him. But you can't.

And that's where Hector comes into the story. He wanted to name his kid Messi and needed special permission from the south Argentinian region of Rio Grande (Patagonia), where the original Messi comes from, to name his son after the Barcelona super hero. It took 2 weeks to get permission. I know, I don't get it either. But apparently, the hometown of Messi, which is Rosario, has now banned the use of Messi (which is a surname actually) as a first name because "it would be too confusing." Are you confused, because I am. I guess that would mean that Denver, or maybe Indianapolis, could ban the use of Manning as a first name, just in case you would get it confused with Peyton or Eli.

Go Broncos!

## Table of Contents

**Lots of things going on & this email is lengthy. So here is a brief recap of what is below:**

1. Downton Abbey fabric preview (and ordering information)
2. New BH&R fabric preview (and ordering information)
3. Sewing Machine Service information (and scheduling)
4. Quilt Design Contest information
5. Bertie's Year kits
6. And then the normal, What's New in fabric and class schedules.

## IT'S DOWNTON ABBEY TIME!

**Three new collections will arrive in November, just ahead of the January 4 premier: Lord & Lady Collection (Lord & Lady Grantham), The Lady Rose Collection, and the Downstairs Collection. Plus there is a "Logos & Labels" Collection with the castle (in 2 sizes), the words "Downton Abbey" printed on the fabric, and a "label" fabric (see pics below).**

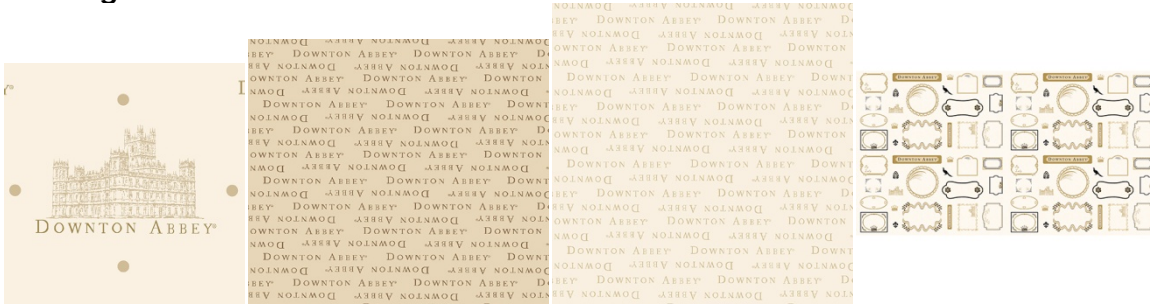
**I will take preorders, with payment, from now until the fabric arrives. Fabric will be \$11.80/yd. I am only getting in 1 bolt per color (with a couple of exceptions in the Lord & Lady Collection and the Logos & Labels Collection), just so you know.**

**In addition to the fabric I have ordered 10 designer bags that contain a fat quarter from each of the Collections. These sold quickly last year, so if you are interested let me know as soon as possible. The fat quarter bundle bags will be \$200.**



Another new feature this year is precuts: In each collection I've ordered 2 1/2" strips, 5" squares, and 10" squares. 5" squares are \$13.50, 2 1/2" strips are \$45.50, and the 10" squares are \$45.50. Again, quantities are limited.

**The Logos & Labels:**




**7317 N**

**7617 N**

**7617 L**


**7670 L**



**7618-L**

**7618-C**




The Downstairs (I blew one print to bigger size so you can see the print, the smaller one next to it is the same print, different color):




**7598 B, W, R**



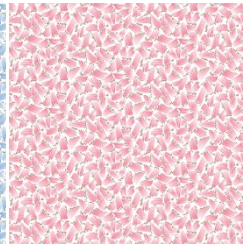

**7597 R, G, B**



7602 R, K, B



7600 B, R




7601 G, B, R


**Lord & Lady:**




7332 R




K1




N



B



7666 BN



RK




7665 R




B


**Lady Rose:**




7613 B



E



7612 B




E




7611 B




E




7614 EC




BP




7615 B




E



7616 EG



EC



BP

BG

## **BUCKING HORSE & RIDER! MORE TO PREORDER**

### **Bucking Horse and Rider fans!**


I am taking preorder "interest" for Bucking Horse & Rider fabric. I must place my order by September 30. This time we have 8 colors to choose from--2 new colors in the more traditional brown & gold colors!


**BUT.....there is always a but.....Hoffman must receive a minimum order of 500 yards of a color before it will print that color. That's approximately 33 bolts.**

If you are interested in getting more BH&R fabric, please let me know what colors and how much you would be interested in purchasing. I will not take any payments until I know if that color will be printed. The BH&R fabric is once again being exclusively offered in the Wyoming area (mainly).

This fabric will be available in May 2015. But I have to get my order in soon.

Colors: Cappuccino (new), Dijon (new), Saddle, Bison, Moss, Buckskin, Denim, Palomino.





### **Machine Servicing Mon Sept 22, 10-6**

Chris Blakeman from Blakeman Vacuum and Sewing will come to the shop to service machines! We are hoping to be able to handle up to 20 machines, but I'll keep you posted. For now, I will start a list, first come first served, of everyone who wants a sewing machine serviced. Pricing will depend upon machine, but Chris is offering \$20 off each machine serviced. Machines can be dropped off at the shop on Sunday between 4-5 (please no earlier) and on Monday after 10. Machines will need to be picked up no later than noon on Tuesday, unless other arrangements are made (we don't have the room to store machines). Let me know if you are interested!

## **Quilt Design Contest!**

### **SPRINGTIME IN THE ROCKIES**

### **SHOP HOP QUILT DESIGN CHALLENGE**

### **\$250 prize money**

Springtime in the Rockies Shop Hop challenges all amateur and professional quilt designers to design a quilt for the "Shop Hop" pattern for Spring 2015. We have not done a "Shop Hop" pattern for several years and we want to bring back the tradition of having a "Shop Hop" quilt for our customers. Springtime in the Rockies will pay \$250 for the winning design.

Specifics of the Challenge:

1. Design is due October 1, 2014.
2. Minimum size design is 40 inches. Maximum size is approximately 80". The pattern can provide for multiple sizes, including larger than 80". But because we hang these quilts at the Springtime in the Rockies Shop Hop, 80" is the maximum length for hanging purposes.
3. Design must be an original. It may be designed on any software quilt design programs. Pattern and instructions to make the quilt must be submitted, but the pattern does not need to be professionally printed. The quilt pattern will be chosen based upon the design, not upon the quality of the instructions. The Shop Hop Committee, in conjunction with the winning designer, will help develop the pattern as it will appear for sale. Pictures of the actual quilt may also be submitted, but are not necessary. Multiple entries are permitted.
4. Springtime in the Rockies will have the exclusive use of the pattern from October 2014 through December 31, 2015. Participating shops will have the right to use the pattern in their Shop Hop quilts until December 31, 2015. Participating shops may also teach the pattern in classes, sell kits and sell the pattern individually until December 31, 2015. Any sales of the patterns during this time (October 1, 2014 through December 31, 2015) belong to the participating stores. Designer's sole compensation during this time is the \$250 paid as the winning design. Rights will revert to the designer on January 1, 2016. Prior to January 1, 2016, however, the designer may not sell or otherwise publish the pattern, unless special permission is granted by Springtime in the Rockies.
5. Anyone can enter, including employees, friends, family, customers, professionals and amateurs. Only shop owners are excluded from participating.
6. Pattern designs must be postmarked no later than October 1, 2014, or hand delivered to Laura Shotwell at the Fig Leaf, 2834 S College Ave, Fort Collins, CO 80525.
7. The Shop Hop committee will choose the winning design, but no one other than Laura will know who submitted the design.

Bertie's Year: We have all the flannels (36 or 37) to do these patterns. We have made 7 kits, but are still waiting on patterns. If you are interested in a kit, let me know. As time and fabric allow, we may kit the patterns individually. The bolts of flannel came with only 6 yard put ups, so if you are interest in a complete kit or individual patterns, don't wait to long to decide. Complete kit is \$191, and installment payments are okay.





## WHAT'S NEW!!

From Benartex:





## September Classes & Special Events

**NEW Class! Back Basting with Sandra.** Thurs. Sept 25, 10-noon. Class is a go, call if you want to attend. \$25

Back basting is a template free method of needle turn applique. No slippery freezer paper or chalked lines on top that never seem to get turned under quite right. This method is especially great for traveling, because your pieces will be basted onto your background -- no need for pins to get in the way. This class is great for beginners and all levels of appliquers. Don't let hand applique frustrate you. It's really easy and relaxing!

**Beginning Quilting** Sun. 1-4, Sept 14, 21, 28; Oct 12, 19, 26;  
Nov. 9, 16  
OR

**Wednesdays:** 1-4 OR 6-9 Sept 10, 17, 24; Oct 1, 8, 15, 22, 29  
\$65 Barb Boyer


This comprehensive 8-week course will introduce to you almost everything you need to know about piecing a quilt top. Along the way you will learn about color, batting, thread, machines and various techniques to give you the skills to make almost any quilt.

**Horse Kicking at Snake** Sat. Sept 20, noon-5 \$20

This quilt is all pieced using squares, rectangles and the 45 flip method of sewing (think flying geese). Pattern will be provided in class. It makes a wonderful wall hanging or it can be expanded into a bed sized quilt.

**Machine Servicing Mon Sept 22, 10-6**

Chris Blakeman from Blakeman Vacuum and Sewing will come to the shop to service machines! We are hoping to be able to handle up to 20 machines, but I'll keep you posted. For now, I will start a list, first come first served, of everyone who wants a sewing machine serviced. Pricing will depend upon machine, but more details will follow. Machines can be dropped off at the shop on Sunday between 4-5 (please no earlier) and on Monday after 10. Machines will need to be picked up no later than noon on Tuesday, unless other arrangements are made (we don't have the room to store machines). Let me know if you are interested!



**Circle Purse Thur Sept 25, 10:30-4 Jo Sunderman \$20**

This one pattern has three variations of the Circle Bag, the 8-inch Circle Bag A with slide closure, the 10-inch Circle Bag B with double asymmetrical flaps, or the 12-inch Circle Bag C with the half log cabin block and slide closure. You can make the bags in one fabric, or mix and match fabrics for the bag outside, lining/reverse side, and gussets.



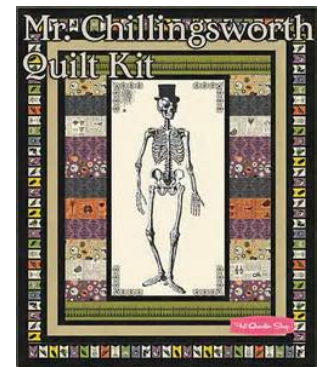
**Friday Nighters Fri. Sept 26 5:30-? \$10**

**Barb Boyer**

This class will help you get organized for Christmas 2014 -- or just help you get things done. You give me a list of your "to dos" or unfinished projects you want to finish and then each month I check off what you've completed. Trust me. If you need incentive to stay on track, this is it. You can bring your sewing machine or do hand work.

**Mr. Chillingsworth Sat Sept 27, 10:30-5 \$20 Barb Boyer**

Rattle them bones! This cute skeleton wall hanging is perfect for Halloween, and by starting it now, you will have it finished and ready for Halloween decorating. We have kits!



**Knitting with Expert Knitter Astri Mon Sept 29 Time tba**

Carol Moler's sister, Astri, is visiting from Norway and is coming to the shop to sit and knit and answer questions, anything from best yarn and gauge for sock knitting, how to handle holes in your gussets, cabling tricks, best cast ons and bind offs, and anything else you may be having trouble with. (What I listed are just a few of my trouble areas.) So bring your knitting, sit and talk, ask questions and watch a master at work.

**HAND APPLIQUE CLUB**

This is a get-together & stitch class. Many of us are trying hand applique these days--patterns are calling for a lot more applique. The club is designed for quilters who already do some hand applique, but beginners are welcome as well. We will share techniques, suggest patterns, talk about threads and, in general, just stitch. A little quiet time away from the distractions of home is what we need to get our projects done.

\*\*\*\*\*

**HAND EMBROIDERY CLUB**

If you want to learn to hand embroider or just brush up your technique, join us on the second Saturday of the month from 10 to noon. We provide free vintage patterns, and this year we will have free patterns of girls with hats, that you can embroider, embellish and color. Each month Kathy Sconce shows us a new stitch to try, plus, she guides us through thread choices, how to knot, fabrics to use, and tracing techniques.

\*\*\*\*\*

**Knit Pickin' Club**

This is another get-together class to sit & knit, work on our projects, share information and get some help. We will share techniques, suggest patterns, but mainly we'll sit & knit (or pick).

**Toad Toters**

On full moon days (as noted in the calendar) you will get 20% off all purchases (not otherwise

discounted) that you can fit in your bag. You must bring your bag to participate.

Full Moon Days: June 13, July 12, Aug. 10

Discount Policy

We will honor only one discount -- whichever is largest. You can't combine a 10% with a 25% discount to get a 35% discount. On this we can't be bribed.

**Color of the Month**

June Flowers, July Christmas, August Black & White

September 2014						
Sunday	Monday	Tuesday	Wednesday	Thursday	Friday	Saturday
	1 Labor Day Monday Morning Quilts 10-2 Quilt Lady Bug Quilt	2	3	4	5 Open Sew1-4	6 BOM 10:30-11:30 Monthly Minis 4-6 Finish Your Quilt Sale
7 CLOSED	8 Monday Morning Quilts 10-2 Quilt Lady Bug Quilt Learn to knit Felting Part II 1:30-3:30 or 6-8:30	9 <u>FullMoon</u>	10 Beginning Quilting 1-4 OR 6-9	11 Knit Pickers' Club 6-8:30	12	13 Embroidery Club 10-noon Park Bench 1-5
14 Beginning Quilting 1-4	15 English Paper Piecing 1-3	16	17 Beginning Quilting 1-4 OR 6-9	18 Underground Railroad Quilt 1-4 Hand Applique Club 6-8:30	19 Open Sew1-4	20 Horse Kicking at Snake Quilt noon-5

21 <b>Beginning Quilting 1-4</b>	22 <b>Machine service 10-6</b>	23	24 <b>Beginning Quilting 1-4 OR 6-9</b>	25 Circle <b>Purse 10:30-4</b>	26 Friday Nights 5:30 -? Quilt-A- Fair	27 <b>Mr. Chillingsworth 10:30-5 Quilt-A-Fair</b>
28 <b>Beginning Quilting 1-4</b>	29 <b>Knitting with Expert Knitter Astri</b>	30				