

Favorite quotes from the Dowager Countess of Downton Abbey:

VIOLET (aside to Robert)
Just how long is she here for?

ROBERT (aside to Violet)
Who knows.

VIOLET (aside to Robert)
No guest should be admitted without the date of their departure settled.

ROBERT (aside to Violet)
You won't get any argument from me.

VIOLET
Humph.



September 12, 2014

The old biddies sat in a circle stitching. Two were hand quilting. One was hand piecing. Two others were knitting and one was crocheting. One was fussing with two different hand applique projects, both almost done. The last one just sat and watched. She never brought anything to work on. She just came to gossip.

"Just pick one," she said in exasperation, watching the hand appliquer. "You spend more time choosing which project to work on than working on them. You'd be done by now with both of them if you just did them one at a time."

"I don't see you with anything in your hands," the appliquer said pointedly. "I just don't know what color thread I've got with me," she said, going back to rummaging through her bags.

"You bought every color they made and stuck them on those little bobbins," one of the hand quilters said. "Don't give me that."

"Aha," said the appliquer, pulling out a needle threaded with what looked like dark green thread. She beamed.

"You know," said the crocheter, "winter's coming."

"Now there's a news flash," said one of the knitters.

"No, really," said the crocheter. "We're supposed to have lots more snow this winter."

"Did you know that the weather report on the radio this week was really last week's weather report?" said the hand appliquer, as she took a stitch on a dark green leaf. "You can't trust any of those reports. They just make them up sometimes. I swear."

"Dammit!" said the other knitter. "I just can't keep hold of my stitches on these crazy cube

needles. I'm glad I'm felting this bag. With luck these holes will disappear."

"You know, you could take it out," said the first knitter. "Go back and pick up that stitch."

"Didn't you hear," said the other knitter, smiling wickedly. "Winter's coming. No time. Gotta get it done before the snow flies."

"Seriously? You're making a bag not a blanket."

"Never mind," said the other hand quilter. "Winter is coming. We have to get our projects organized and ready."

The woman who was just there to watch and gossip hissed through her teeth. "Like we ever get snowed in for more than, what, a day?"

"I don't know," said one of the hand piecers. "I think it's going to be a wicked winter. Better be ready."

Winter's coming. Got projects?

Table of Contents

Lots of things going on & this email is lengthy. So here is a brief recap of what is below:

1. Downton Abbey fabric preview (and ordering information)
2. New BH&R fabric preview (and ordering information)
3. Sewing Machine Service information (and scheduling)
4. Quilt Design Contest information
5. Bertie's Year kits
6. And then the normal, What's New in fabric and class schedules.

IT'S DOWNTON ABBEY TIME!

Three new collections will arrive in November, just ahead of the January 4 premier: Lord & Lady Collection (Lord & Lady Grantham), The Lady Rose Collection, and the Downstairs Collection. Plus there is a "Logos & Labels" Collection with the castle (in 2 sizes), the words "Downton Abbey" printed on the fabric, and a "label" fabric (see pics below).

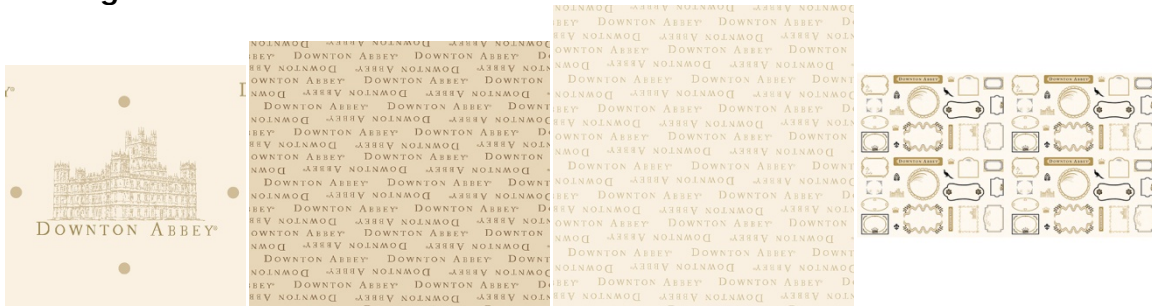
I will take preorders, with payment, from now until the fabric arrives. Fabric will be \$11.80/yd. I am only getting in 1 bolt per color (with a couple of exceptions in the Lord & Lady Collection and the Logos & Labels Collection), just so you know.

In addition to the fabric I have ordered 10 designer bags that contain a fat quarter from each of the Collections. These sold quickly last year, so if you are interested let me know as soon as possible. The fat quarter bundle bags will be \$200.



Another new feature this year is precuts: In each collection I've ordered 2 1/2" strips, 5" squares, and 10" squares. 5" squares are \$13.50, 2 1/2" strips are \$45.50, and the 10" squares are \$45.50. Again, quantities are limited.

The Logos & Labels:




7317 N

7617 N

7617 L


7670 L



7618-L

7618-C



The Downstairs (I blew one print to bigger size so you can see the print, the smaller one next to it is the same print, different color):




7598 B, W, R




7597 R, G, B



7602 R, K, B



7600 B, R




7601 G, B, R

Lord & Lady:



7332 R




K1




N



B




7666 BN



RK




7665 R




B


Lady Rose:




7613 B



E



7612 B




E



7611 B




E




7614 EC




BP




7615 B




E



7616 EG



EC



BUCKING HORSE & RIDER! MORE TO PREORDER

Bucking Horse and Rider fans!


I am taking preorder "interest" for Bucking Horse & Rider fabric. I must place my order by September 30. This time we have 8 colors to choose from--2 new colors in the more traditional brown & gold colors!


BUT.....there is always a but.....Hoffman must receive a minimum order of 500 yards of a color before it will print that color. That's approximately 33 bolts.

If you are interested in getting more BH&R fabric, please let me know what colors and how much you would be interested in purchasing. I will not take any payments until I know if that color will be printed. The BH&R fabric is once again being exclusively offered in the Wyoming area (mainly).

This fabric will be available in May 2015. But I have to get my order in soon.

Colors: Cappuccino (new), Dijon (new), Saddle, Bison, Moss, Buckskin, Denim, Palomino.





Machine Servicing Mon Sept 22, 10-6

Chris Blakeman from Blakeman Vacuum and Sewing will come to the shop to service machines! We are hoping to be able to handle up to 20 machines, but I'll keep you posted. For now, I will start a list, first come first served, of everyone who wants a sewing machine serviced. Pricing will depend upon machine, but Chris is offering \$20 off each machine serviced. Machines can be dropped off at the shop on Sunday between 4-5 (please no earlier) and on Monday after 10. Machines will need to be picked up no later than noon on Tuesday, unless other arrangements are made (we don't have the room to store machines). Let me know if you are interested!

Quilt Design Contest!

SPRINGTIME IN THE ROCKIES

SHOP HOP QUILT DESIGN CHALLENGE

\$250 prize money

Springtime in the Rockies Shop Hop challenges all amateur and professional quilt designers to design a quilt for the "Shop Hop" pattern for Spring 2015. We have not done a "Shop Hop" pattern for several years and we want to bring back the tradition of having a "Shop Hop" quilt for our customers. Springtime in the Rockies will pay \$250 for the winning design.

Specifics of the Challenge:

1. Design is due October 1, 2014.
2. Minimum size design is 40 inches. Maximum size is approximately 80". The pattern can provide for multiple sizes, including larger than 80". But because we hang these quilts at the Springtime in the Rockies Shop Hop, 80" is the maximum length for hanging purposes.
3. Design must be an original. It may be designed on any software quilt design programs. Pattern and instructions to make the quilt must be submitted, but the pattern does not need to be professionally printed. The quilt pattern will be chosen based upon the design, not upon the quality of the instructions. The Shop Hop Committee, in conjunction with the winning designer, will help develop the pattern as it will appear for sale. Pictures of the actual quilt may also be submitted, but are not necessary. Multiple entries are permitted.
4. Springtime in the Rockies will have the exclusive use of the pattern from October 2014 through December 31, 2015. Participating shops will have the right to use the pattern in their Shop Hop quilts until December 31, 2015. Participating shops may also teach the pattern in classes, sell kits and sell the pattern individually until December 31, 2015. Any sales of the patterns during this time (October 1, 2014 through December 31, 2015) belong to the participating stores. Designer's sole compensation during this time is the \$250 paid as the winning design. Rights will revert to the designer on January 1, 2016. Prior to January 1, 2016, however, the designer may not sell or otherwise publish the pattern, unless special permission is granted by Springtime in the Rockies.
5. Anyone can enter, including employees, friends, family, customers, professionals and amateurs. Only shop owners are excluded from participating.
6. Pattern designs must be postmarked no later than October 1, 2014, or hand delivered to Laura Shotwell at the Fig Leaf, 2834 S College Ave, Fort Collins, CO 80525.
7. The Shop Hop committee will choose the winning design, but no one other than Laura will know who submitted the design.

Bertie's Year: We have all the flannels (36 or 37) to do these patterns. We have made 7 kits, but are still waiting on patterns. If you are interested in a kit, let me know. As time and fabric allow, we may kit the patterns individually. The bolts of flannel came with only 6 yard put ups, so if you are interest in a complete kit or individual patterns, don't wait to long to decide. Complete kit is \$191, and installment payments are okay.




WHAT'S NEW!!

From Benartex:





From Fabri-Quilt



Flannel from Fabri-Quilt



Advent calendar from Fabri-Quilt



From Baum: The Princess & the Pea



“Princess and the Pea”

Designed by Heather Ross and Anne Sullivan
 Interpreted and written by Debby Kratovil
 Featuring the Far Far Away collection by Heather Ross
 Finished Size: 59 1/2 x 85”



Check www.windhamfabrics.com Free Project section to see if there are any pattern updates before you start your quilt

WINDHAM FABRICS

812 Jersey Ave - Jersey City, NJ 07310 - 201.659.0444 - FAX: 201.659.9729
www.windhamfabrics.com email: retail@windhamfabrics.com

From Alexander Henry: A Ghastlie End--May be the last Ghastlies. Plus, select fabric from previous collections.






September Classes & Special Events

Beginning Quilting Sun. 1-4, Sept 14, 21, 28; Oct 12, 19, 26;
Nov. 9, 16

OR

Wednesdays: 1-4 OR 6-9 Sept 10, 17, 24; Oct 1, 8, 15, 22, 29
\$65 Barb Boyer

This comprehensive 8-week course will introduce to you almost everything you need to know about piecing a quilt top. Along the way you will learn about color, batting, thread, machines and various techniques to give you the skills to make almost any quilt.



Hand Embroidery Club Sat. Sept 13, 10-noon **FREE**
Kathy Sconce

(Club normally meets the 2nd Sat. of each month from 10-noon)

This year we're stitching "penny squares" using simple drawings that we create! During class we will draw various designs and stitch them on 5" squares. Each month we will learn new stitches and trade designs and ideas. Then these 5" squares can be made into a sampler quilt, or stitched into a "book" of stitches. You will also make your own notebooks so you can keep your squares, ideas, floss, needles & scissors in one place. You can join anytime.

Park Bench Sampler Sat. Sept 13, Oct 11, Nov 8
Barb Boyer \$20

This quilt uses 2 special rulers, the Hex N' More and the Sidekick rulers. There are 8 different blocks and we will cover 2 blocks per class. In December or January, we will schedule a finishing class to put the whole quilt together.




English Paper Piecing

Mon. Sept 15, Oct 20, Nov 17, Dec 15, 1-3 Barb Boyer
\$20

English paper piecing dates back to the early 1800s. It is a hand sewing method that uses paper templates to help sew complex angles together, like hexagons. Any number of different designs can be made, including Grandmother's Flower Garden. The new Downton Abbey line is showing a hexie quilt, the English paper piecing method. We'll get started on a purse using iron on templates, then move on to larger quilts and learn different methods & tools of paper piecing.



using
and



Underground Railroad Quilt

Thurs Sept 18; Oct 9, 16; Nov 13, 20; Dec 11, 18 1-4 Barb Boyer
\$25

To celebrate the ending of the Civil War, we will make a sampler quilt featuring

15 different blocks from the Eleanor Burns book, *The Underground Railroad*. We'll explore a little history during class and learn to make the blocks at the same time.

Hand Applique Club Thursday Sept 18 6-8:30 free

Every 3rd Thursday, we're getting together to practice our hand applique skills. The Club is open to all skill levels. We want to share what we've learned, find new patterns, and simply just sit and sew. More and more patterns are showing applique work, and learning how to hand applique is a wonderful skill that can be carried anywhere you go.

Horse Kicking at Snake Sat. Sept 20, noon-5 \$20

This quilt is all pieced using squares, rectangles and the 45 flip method of sewing (think flying geese). Pattern will be provided in class. It makes a wonderful wall hanging or it can be expanded into a bed sized quilt.

Machine Servicing Mon Sept 22, 10-6

Chris Blakeman from Blakeman Vacuum and Sewing will come to the shop to service machines! We are hoping to be able to handle up to 20 machines, but I'll keep you posted. For now, I will start a list, first come first served, of everyone who wants a sewing machine serviced. Pricing will depend upon machine, but more details will follow. Machines can be dropped off at the shop on Sunday between 4-5 (please no earlier) and on Monday after 10. Machines will need to be picked up no later than noon on Tuesday, unless other arrangements are made (we don't have the room to store machines). Let me know if you are interested!

Circle Purse Thur Sept 25, 10:30-4 Jo Sunderman \$20

This one pattern has three variations of the Circle Bag, the 8-inch Circle Bag A with slide closure, the 10-inch Circle Bag B with double asymmetrical flaps, or the 12-inch Circle Bag C with the half log cabin block and slide closure. You can make the bags in one fabric, or mix and match fabrics for the bag outside, lining/reverse side, and gussets.




Friday Nighters Fri. Sept 26 5:30-? \$10 Barb Boyer

This class will help you get organized for Christmas 2014 -- or just help you get things done. You give me a list of your "to dos" or unfinished projects you want to finish and then each month I check off what you've completed. Trust me. If you need incentive to stay on track, this is it. You can bring your sewing machine or do hand work.

Mr. Chillingsworth Sat Sept 27, 10:30-5 \$20 Barb Boyer

Rattle them bones! This cute skeleton wall hanging is perfect for Halloween, and by starting it now, you will have it finished and ready for Halloween decorating. We have kits!



Knitting with Expert Knitter Astri Mon Sept 29 Time tba

Carol Moler's sister, Astri, is visiting from Norway and is coming to the shop to sit and knit and answer questions, anything from best yarn and gauge for sock knitting, how to handle holes in your gussets, cabling tricks, best cast ons and bind offs, and anything else you may be having trouble with. (What I listed are just a few of my trouble areas.) So bring your knitting, sit and talk, ask questions and watch a master at work.

HAND APPLIQUE CLUB

This is a get-together & stitch class. Many of us are trying hand applique these days--patterns are calling for a lot more applique. The club is designed for quilters who already do some hand applique, but beginners are welcome as well. We will share techniques, suggest patterns, talk about threads and, in general, just stitch. A little quiet time away from the distractions of home is what we need to get our projects done.

HAND EMBROIDERY CLUB

If you want to learn to hand embroider or just brush up your technique, join us on the second Saturday of the month from 10 to noon. We provide free vintage patterns, and this year we will have free patterns of girls with hats, that you can embroider, embellish and color. Each month Kathy Sconce shows us a new stitch to try, plus, she guides us through thread choices, how to knot, fabrics to use, and tracing techniques.

Knit Pickin' Club

This is another get-together class to sit & knit, work on our projects, share information and get some help. We will share techniques, suggest patterns, but mainly we'll sit & knit (or pick).

Toad Toters

On full moon days (as noted in the calendar) you will get 20% off all purchases (not otherwise discounted) that you can fit in your bag. You must bring your bag to participate.

Full Moon Days: June 13, July 12, Aug. 10

Discount Policy

We will honor only one discount -- whichever is largest. You can't combine a 10% with a 25% discount to get a 35% discount. On this we can't be bribed.

Color of the Month

June Flowers, July Christmas, August Black & White

September 2014

Sunday	Monday	Tuesday	Wednesday	Thursday	Friday	Saturday
	1 Labor Day Monday Morning Quilts 10-2 Quilt Lady Bug Quilt	2	3	4	5 Open Sew 1-4	6 BOM 10:30-11:30 Monthly Minis 4-6 Finish Your Quilt Sale
7 CLOSED	8 Monday Morning Quilts 10-2 Quilt Lady Bug Quilt Learn to knit Felting Part II 1:30-3:30 or 6-8:30	9 <u>Full Moon</u>	10 Beginning Quilting 1-4 OR 6-9	11 Knit Pickers' Club 6-8:30	12	13 Embroidery Club 10-noon Park Bench 1-5
14 Beginning Quilting 1-4	15 English Paper Piecing 1-3	16	17 Beginning Quilting 1-4 OR 6-9	18 Underground Railroad Quilt 1-4 Hand Applique Club 6-8:30	19 Open Sew 1-4	20 Horse Kicking at Snake Quilt noon-5
21 Beginning Quilting 1-4	22 Machine service 10-6	23	24 Beginning Quilting 1-4 OR 6-9	25 Circle Purse 10:30-4	26 Friday Nighters 5:30 -? Quilt-A-Fair	27 Mr. Chillingsworth 10:30-5 Quilt-A-Fair
28 Beginning Quilting 1-4	29 Knitting with Expert Knitter Astri	30				