

Favorite quotes from the Dowager Countess of Downton Abbey:

[Violet looks at a small bottle in her hands.]

VIOLET, DOWAGER COUNTESS OF GRANTHAM

Oh, thank you, my dear. That's very kind. How much do I owe you?

EDITH

A guinea.

[Violet looks sharply at Edith in surprise.]

VIOLET

A guinea? For a bottle of scent? Did he have a mask and a gun?

[Edith exhales in an attempt to chuckle.]



October 3, 2014

I don't go looking for this stuff. It just finds me. And I usually don't watch commercials - I either fast forward through them, especially during election season and football games, or I get up to do chores. Well, that's not technically true. I don't do a lot of chores. But I don't pay attention to most commercials, especially when I'm sewing or playing games on the iPad.

So while I'm not paying attention, this commercial starts talking dead mice, mice, whatever, theater and Vikings. Not interested. Then a cheerful announcer says at the end of the commercial, "Tomcat. Engineered to kill," and I went scrambling for the remote.

I backed up the DVR and took a second look.

The ad starts out by explaining - the same cheerful voice - that the Tomcat bait kills up to 12 mice. The screen shot moves from images of the product to a stage with a red curtain with words on top: "Dead Mouse Theatre." The cheerful voice over says, "What will we do with all these dead mice?" The next scene shows 2 stuffed mice, one wearing a Viking hat. In the background, a Viking ship is being drawn across the stage with fake undulating blue cardboard waves in front.

And one mouse says to the other mouse: "Hey old friend, good to see you, what's up." The mouse with the hat says, "Actually, I'm here to pillage your village." The first mouse says, "But we went to summer camp together." (I'm not making this up.) The mouse with the hat says, "Summer camp is over." (Really, I'm not making this up.) The Viking mouse then pulls out a star mace (or large bat with a spikey ball at the end) and implants it in the forehead of the other mouse, who falls down. Dead. Of course.

Viking music then swells, a new screen shot comes up showing the product, and 2 stuffed mice fall over dead, while a cat growls in the background. The cheerful voice announces: "Tomcat. Engineered to kill."

This commercial probably took 10 bucks to make. And I can only imagine the advertising team

sitting around thinking this one up:

"We've got a budget of 10 bucks. We can't make a credible national commercial for 10 bucks."

"Sure we can. All we need are dead mice, Vikings and a stage." "Yeah! We can do it!"

I mean, seriously. It's like something out of a Mickey Rooney & Judy Garland movie: "Hey kids, let's put on a show!" "We can use my Dad's barn!" Only here it's: "Hey kids let's dress up dead mice and put them in a Viking setting where they kill each other in order to sell deadly mice bait!" "Yeah! My mom has dead mice! She can stuff them and dress them in little Viking hats!"

While the ad caught my attention, I'm not sure it was the best approach. Although it does beat the one with the Orkin man who climbs up a tree in order to follow the ants into the house.

IT'S DOWNTON ABBEY TIME!


Three new collections will arrive in November, just ahead of the January 4 premier: Lord & Lady Collection (Lord & Lady Grantham), The Lady Rose Collection, and the Downstairs Collection. Plus there is a "Logos & Labels" Collection with the castle (in 2 sizes), the words "Downton Abbey" printed on the fabric, and a "label" fabric (see pics below).

I will take preorders, with payment, from now until the fabric arrives. Fabric will be \$11.80/yd. I am only getting in 1 bolt per color (with a couple of exceptions in the Lord & Lady Collection and the Logos & Labels Collection), just so you know.

In addition to the fabric I have ordered 10 designer bags that contain a fat quarter from each of the Collections. These sold quickly last year, so if you are interested let me know as soon as possible. The fat quarter bundle bags will be \$200.

Another new feature this year is precuts: In each collection I've ordered 2 1/2" strips, 5" squares, and 10" squares. 5" squares are \$13.50, 2 1/2" strips are \$45.50, and the 10" squares are \$45.50. Again, quantities are limited.

The Logos & Labels:




7317 N

7617 N

7617 L



7670 L




7618-L

7618-C



The Downstairs (I blew one print to bigger size so you can see the print, the smaller one next to it is the same print, different color):





7598 B, W, R



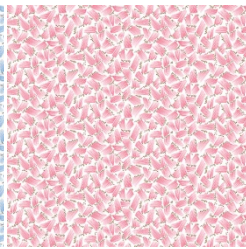


7597 R, G, B



7602 R, K, B




7600 B, R




7601 G, B, R


Lord & Lady:



7332 R




K1




N




B




7666 BN



RK




7665 R




B


Lady Rose:




7613 B



E



7612 B




E



7611 B




E




7614 EC




BP




7615 B




E




7616 EG



EC



BP



BG

Bertie's Year: We have all the flannels (36 or 37) to do these patterns. We have made 7 kits, but are still waiting on patterns. If you are interested in a kit, let me know. As time and fabric allow, we may kit the patterns individually. The bolts of flannel came with only 6 yard put ups, so if you are interest in a complete kit or individual patterns, don't wait to long to decide. Complete kit is \$191, and installment payments are okay.




WHAT'S NEW!!

From Estudio: Back in stock



From Moda: Field guide







Moda: Community House



From Hoffman: Some of these are Judy Neimeyer batiks. We also have pops, & crackers in from the new Hoffmans:





Crystal Palace & others from Estudio:



Chalkboard Christmas from Estudio:





From Troy:



October Classes and Events

Beginning Quilting Sun. 1-4, Oct12, 19, 26; Nov.9, 16

OR

Wednesdays: 1-4 OR 6-8:30 Oct1, 8, 15, 22, 29

\$65 Barb Boyer ongoing

Finish Your Quilt Sale Oct 4, Nov 1, Dec 6

Bring your finished quilt top to the store, and we'll help you find the perfect back and binding. Plus, we'll give you 20% off your backing, binding and/or batting. It's time to finish your quilts!

Block of the Month Sat. Oct 4, 10:30-11:15 FREE

Join at any time. You get a free fat quarter if you come to class with the previous month's completed block. This year we're making a Christmas Quilt -shaped like a tree. Each month will feature a different block.

**Christmas Row Quilt Sat. Oct. 4, Nov. 1, Dec. 6 1-3 and Dec 13 1-5
\$20 Barb Boyer**

We'll make this cute and easy (fusible, mostly) wall hanging row by row, month by month, completing the quilt in time for Christmas. October we will make stockings; November ornaments, December 6, lights and presents, and Dec. 13 the final border.



Monthly Minis First Saturday of the Month, Jan-Dec. 4-6 Barb Boyer \$20 ongoing

Monday Morning Quilts Oct 6 10-2

Free, if you buy that month's kit

Each month we will feature quilts from the Fons & Porter Love of Quilting magazine or other fun quilts. We will choose one of the quilts from the magazine and make limited kits. In class, we will show you how to put the quilt together and you will have time to get started. Quilts will be big or small or in between. October's quilt is a table runner from the Fons & Porter magazine (same one as the Lady Bug issue).

ABCs of Binding Tues. Oct 7, 10:30-noon \$20

Jo Sunderman

Learn the ins and outs of selecting binding, cutting binding and applying binding. It's easier than you think. If you have a project you are working on, be sure to bring it to class for some hands on advice. Also, bring paper to take notes and a fat quarter for practice.

Underground Railroad Quilt -- ongoing

Thurs Oct 9, 16; Nov 13, 20; Dec 11, 18 1-4 Barb Boyer \$25

To celebrate the ending of the Civil War, we will make a sampler quilt featuring 15 different blocks from the Eleanor Burns book, The Underground Railroad. We'll explore a little history during class and learn to make the blocks at the same time.

Knit Pickin' Club Thur. Oct 9, 6-8:30

Every second Thursday, we're getting together to practice our knitting. The Club is open to all skill levels. We want to share what we've learned, find new patterns, and simply just sit and knit. You can start simply by making a dishcloth. Carol will teach you the essentials to get you started. For those of you who already know how to knit, it's time for you to simply sit & knit & share ideas.

Hand Embroidery Club Sat. Oct 11, 10-11:30 FREE

(Club normally meets the 2nd Sat. of each month from 10-noon)

This year we're stitching "penny squares" using simple drawings that we create! During class we will draw various designs and stitch then on 5" squares. Each month we will learn new stitches and trade designs and ideas. Then these 5" squares can be made into a sampler quilts, or stitched into a "book" of stitches. You

will also make your own notebooks so you can keep your squares, ideas, floss, needles & scissors in one place. You can join anytime.

Park Bench Sampler Sat. Oct 11, Nov 8 Barb Boyer \$20 ongoing

This quilt uses 2 special rulers, the Hex N' More and the Sidekick rulers. There are 8 different blocks and we will cover 2 blocks per class. In December or January, we will schedule a finishing class to put the whole quilt together.

Learn to felt--final class Mon. Oct 13 1:30-5 Road trip to Laramie Carol Moler

Hand Applique Club Thursday Oct 16 6-8:30 free

Every 3rd Thursday, we're getting together to practice our hand applique skills. The Club is open to all skill levels. We want to share what we've learned, find new patterns, and simply just sit and sew. More and more patterns are showing applique work, learning how to hand applique is a wonderful skill that can be carried anywhere you go.

Monthly Mini Catch up Day! Sat. Oct 18, 10:30-5

For everyone in the Snow Buds monthly mini class, we will use this day as a catch up day - work on your blocks, do your applique, finish your embellishments

English Paper Piecing

Mon. Oct 20, Nov 17, Dec 15, 1-3 Barb Boyer \$20

English paper piecing dates back to the early 1800s. It is a hand sewing method that uses paper templates to help sew complex angles together, like hexagons. Any number of different designs can be made, including Grandmother's Flower Garden. The new Downton Abbey line is showing a hexie quilt, using the English paper piecing method. We'll get started on a purse using iron on templates, and then move on to larger quilts and learn different methods of paper piecing.

Diamond Alley Sat Oct 25 10:30-5 \$20 Sue Frerich

A modern quilt that looks much more difficult than it is! Display your favorite fabrics in these easy-to-construct, but difficult-looking diamonds.



Beyond the Basics: Inset Seams-Attic Windows

Thurs. Oct 30, 1-3:30 OR 6-8:30, \$20 Barb Boyer

From attic windows, to mitered borders to lone star quilts, inset seams are a must to master. Learn the basics of insetting seams, the "Y" seam construction, while making a small attic window block.

Halloween Jelly Roll Race Fri Oct 31 10:30-5 \$20 Barb Boyer

Ready, Set, Stitch! Well, you don't have to race if you don't want to. This is a quick & easy quilt made from 2 1/2" strips - you can either purchase ready cut strips or cut your own-you can use Halloween fabrics for your 2 1/2" strips, but you don't have to. And that's all you use, just strips (unless you want to add a few accent pieces). If you haven't made a Jelly Roll Race quilt, they are lots of fun and we have lots of fun 2 1/2" strip precuts just waiting to be used.

Friday Nighters Fri. Oct 31, 5:30-9 \$10

This class will help you get organized for Christmas 2014 -- or just help you get things done. You give me a list of your "to dos" or unfinished projects you want to finish and then each month I check off what you've completed. Trust me. If you need incentive to stay on track, this is it. You can bring your sewing machine or do hand work.

HAND APPLIQUE CLUB

This is a get-together & stitch class. Many of us are trying hand applique these days--patterns are calling for a lot more applique. The club is designed for quilters who already do some hand applique, but beginners are welcome as well. We will share techniques, suggest patterns, talk about threads and, in general, just stitch. A little quiet time away from the distractions of home is what we need to get our projects done.

HAND EMBROIDERY CLUB

If you want to learn to hand embroider or just brush up your technique, join us on the second Saturday of the month from 10 to noon. We provide free vintage patterns, and this year we will have free patterns of girls with hats, that you can embroider, embellish and color. Each month Kathy Sonce shows us a new stitch to try, plus, she guides us through thread choices, how to knot, fabrics to use, and tracing techniques.

Knit Pickin' Club

This is another get-together class to sit & knit, work on our projects, share information and get some help. We will share techniques, suggest patterns, but mainly we'll sit & knit (or pick).

Toad Toters

On full moon days (as noted in the calendar) you will get 20% off all purchases (not otherwise discounted) that you can fit in your bag. You must bring your bag to participate.

Full Moon Days: October 8, November 6, December 6.

Discount Policy

We will honor only one discount -- whichever is largest. You can't combine a 10% with a 25% discount to get a 35% discount. On this we can't be bribed.

Color of the Month

September brown, October orange, November green, December flannels

October 2014

Sunday	Monday	Tuesday	Wednesday	Thursday	Friday	Saturday
			1 Beginning Quilting 1-4 OR 6-9	2	3 Open Sew1-4	4 BOM 10:30-11:30 Christmas Row 1-3:30 Monthly Minis 4-6 Finish Your Quilt Sale
5 CLOSED	6 Monday Morning Quilts 10-2 Quilt Table Runner	7 Binding demo 10:30-noon	8 <u>FullMoon</u> Beginning Quilting 1-4 OR 6-9	9 Underground Railroad Quilt 1-4 Knit Pickers' Club 6-8:30	10	11 Embroidery Club 10-noon Park Bench 1-5
12 Beginning Quilting 1-4	13 Learn to knit cables - make a simple scarf 1:30-3:30 or 6-8:30 Columbus Day	14	15 Beginning Quilting 1-4 OR 6-9	16 Underground Railroad Quilt 1-4 Hand Applique Club 6-8:30	17 Open Sew1-4	18 Monthly Mini Catch Up class 10:30-5
19 Beginning Quilting 1-4	20 English Paper Piecing 1-3	21	22 Beginning Quilting 1-4 OR 6-9	23 Beyond Basics: Paper Piecing 1-3:30 OR 6-8:30	24	25 Diamond Alley 10:30-5
26 Beginning Quilting 1-4	27	28	29 Beginning Quilting 1-4 OR 6-9	30 Beyond Basics: Inset Seams 1-3:30 OR 6-8:30	31 Halloween Jelly Roll Race, 10:30-5 Friday Nighters 5:30 -? Halloween	

