

Favorite quotes from the Dowager Countess of Downton Abbey:

VIOLET

Yes, I worry about you. That sort of thing is so horrid.

EDITH

Being jilted at the altar? Yes, it is horrid. Multiplied by about ten thousand million.

[Edith sits.]

VIOLET

Oh. You must keep busy.

EDITH

What with? There's nothing to do at the house. Except when we entertain.

VIOLET

Well, there must be something you can put your mind to.

EDITH

Like what? Gardening?

VIOLET

Well, no, you can't be as desperate as that.



October 10, 2014

I drove past a giraffe driving a car the other day. At least that's what I saw. I had to look twice, and really hard before I realized the driver had this reallllllly long neck and no head. I'm assuming this because I couldn't see its head. And I'm assuming there was a head. In its defense, it was driving into the sun.

But as I drove by, I realized this is how Stephen King gets his ideas. And I'm glad I didn't drive off the road, because that kind of accident would have been hard to explain: "You see, officer, there was this giraffe..."

Now, I've also driven past cars where no one is driving. I assume this because I couldn't even see the top of the driver's head. And there is always the disconcerting image of a dog hanging its head outside of the driver's side window - not passenger side.

Which brings me to Halloween costumes, of course. You know, spooky things, creepy things, headless things. Keep up, these stories are short & I don't have a lot of room to transition from one idea to the next.

So it's about time to be thinking of Halloween costumes. Every little girl I know is going as a Frozen character. I don't remember going as any specific character-like a Disney character-when I was growing up. There also weren't too many store bought costumes to be had. There was one store in the Benson area (small neighborhood within Omaha)

that had a 5 & dime store where there was a rack of costumes-thin flimsy material things with cardboard masks. You could get Casper and probably Snow White and Superman. I always wanted to get one of those costumes, but Mom knew better. Or best.

Anyway, most of my costumes were thrown together from stuff I had at home and occasionally old costumes from dance class. The only character I remember going as, was in 6th grade and I was a gypsy-flowing skirt, shawls, bangles, etc. That was fun.

Then I became an adult. My first "adult" costume (don't worry, it wasn't adult adult, if you get my drift) was the headless horseman. I always wanted to go as that character and ride a black horse up & down the neighborhood while carrying my head in my arms. The horse part never happened, but the costume did.

I was in West Virginia taking my master's degree when I decided to stitch a costume together, complete with black cape and a pumpkin for a head, and then go trick or treat at my director's house (director of the school of journalism). I got out of the car, put on the costume, closed the cape in front of my face (so I'm now headless) and walked up to the house, through the door, down the hall into the kitchen, where two women were having coffee. I didn't recognize either of them. I turned around without saying a thing and walked out. A couple of kids were playing outside and they were curious as to what was going on. They directed me to the correct house, the one to the right of the house I had just walked into.

Fortunately I never got arrested.

Since then I have gone as Assault & Battery, wearing a piece of silver insulation taped into a circle, with silver crystals (salt) and AAA batteries (battery) taped to the outside. Or a serial killer, with tiny boxes of cereal hanging off my shirt with various implements of pain & torture inserted into the boxes: needle, rubber hack saw, etc. Or weapons of math destruction, wearing a t-shirt with math tools taped to it.

My favorite was the quarter pounder with cheese, where I produced out my overalls' pocket a board with a quarter glued to it, then whipped out a hammer and started hitting the quarter. Upon baffled looks, I'd pull out a piece of cheese and ask, "Would you like cheese with that?"

It's been getting harder & harder to whip up "pun" costumes, so now I just usually wear my eyeball hat. Come to the Jelly Roll class on Halloween & you'll see it. What will you wear?

Bertie's Year: We have all the flannels (36 or 37) to do these patterns. We have made 7 kits, but are still waiting on patterns. If you are interested in a kit, let me know. As time and fabric allow, we may kit the patterns individually. The bolts of flannel came with only 6 yard put ups, so if you are interest in a complete kit or individual patterns, don't wait to long to decide. Complete kit is \$191, and installment payments are okay.



WHAT'S NEW!!


From Exclusively Quilters:




From Estudio: Back in stock




From Moda: Field guide




Moda: Community House





From Hoffman: Some of these are Judy Neimeyer batiks. We also have pops, & crackers in from the new Hoffmans:



Crystal Palace & others from Estudio:





Chalkboard Christmas from Estudio:



From Troy:



October Classes and Events

Beginning Quilting Sun. 1-4, Oct12, 19, 26; Nov.9, 16

OR

Wednesdays: 1-4 OR 6-8:30 Oct1, 8, 15, 22, 29

\$65 Barb Boyer ongoing

Hand Embroidery Club Sat. Oct 11, 10-11:30 FREE

(Club normally meets the 2nd Sat. of each month from 10-noon)

This year we're stitching "penny squares" using simple drawings that we create! During class we will draw various designs and stitch them on 5" squares. Each month we will learn new stitches and trade designs and ideas. Then these 5" squares can be made into a sampler quilt, or stitched into a "book" of stitches. You will also make your own notebooks so you can keep your squares, ideas, floss, needles & scissors in one place. You can join anytime.

Park Bench Sampler Sat. Oct 11, Nov 8 Barb Boyer \$20 ongoing

This quilt uses 2 special rulers, the Hex N' More and the Sidekick rulers. There are 8 different blocks and we will cover 2 blocks per class. In December or January, we will schedule a finishing class to put the whole quilt together.

**Learn to felt--final class Mon. Oct 13 1:30-5 Road trip to Laramie
Carol Moler**

Hand Applique Club

Thursday Oct 16 6-8:30 free

Every 3rd Thursday, we're getting together to practice our hand applique skills. The Club is open to all skill levels. We want to share what we've learned, find new patterns, and simply just sit and sew. More and more patterns are showing applique work, learning how to hand applique is a wonderful skill that can be carried anywhere you go.

Monthly Mini Catch up Day! Sat. Oct 18, 10:30-5

For everyone in the Snow Buds monthly mini class, we will use this day as a catch up day - work on your blocks, do your applique, finish your embellishments

English Paper Piecing

Mon. Oct 20, Nov 17, Dec 15, 1-3 Barb Boyer \$20

English paper piecing dates back to the early 1800s. It is a hand sewing method that uses paper templates to help sew complex angles together, like hexagons. Any number of different designs can be made, including Grandmother's Flower Garden. The new Downton Abbey line is showing a hexie quilt, using the English paper piecing method. We'll get started on a purse using iron on templates, and then move on to larger quilts and learn different methods of paper piecing.

Diamond Alley Sat Oct 25 10:30-5 \$20 Sue Frerich

A modern quilt that looks much more difficult than it is! Display your favorite fabrics in these easy-to-construct, but difficult-looking diamonds.



Beyond the Basics: Inset Seams-Attic Windows

Thurs. Oct 30, 1-3:30 OR 6-8:30, \$20 Barb Boyer

From attic windows, to mitered borders to lone star quilts, inset seams are a must to master. Learn the basics of inseting seams, the "Y" seam construction, while making a small attic window block.

Halloween Jelly Roll Race Fri Oct 31 10:30-5 \$20 Barb Boyer

Ready, Set, Stitch! Well, you don't have to race if you don't want to. This is a quick & easy quilt made from 2 ½" strips - you can either purchase ready cut strips or cut your own-you can use Halloween fabrics for your 2½" strips, but you don't have to. And that's all you use, just strips (unless you want to add a few accent pieces). If you haven't made a Jelly Roll Race quilt, they are lots of fun and we have lots of fun 2½" strip precuts just waiting to be used.

Friday Nighters Fri. Oct 31, 5:30-9 \$10

This class will help you get organized for Christmas 2014 -- or just help you get things done. You give me a list of your "to dos" or unfinished projects you want to finish and then each month I check off what you've completed. Trust me. If you need incentive to stay on track, this is it. You can bring your sewing machine or do hand work.

HAND APPLIQUE CLUB

This is a get-together & stitch class. Many of us are trying hand applique these days-- patterns are calling for a lot more applique. The club is designed for quilters who already do some hand applique, but beginners are welcome as well. We will share techniques, suggest patterns, talk about threads and, in general, just stitch. A little quiet time away from the distractions of home is what we need to get our projects done.

HAND EMBROIDERY CLUB

If you want to learn to hand embroider or just brush up your technique, join us on the second Saturday of the month from 10 to noon. We provide free vintage patterns, and this year we will have free patterns of girls with hats, that you can embroider, embellish and color. Each month Kathy Sconce shows us a new stitch to try, plus, she guides us through thread choices, how to knot, fabrics to use, and tracing techniques.

Knit Pickin' Club

This is another get-together class to sit & knit, work on our projects, share information and get some help. We will share techniques, suggest patterns, but mainly we'll sit & knit (or pick).

Toad Toters

On full moon days (as noted in the calendar) you will get 20% off all purchases (not otherwise discounted) that you can fit in your bag. You must bring your bag to participate.

Full Moon Days: October 8, November 6, December 6.

Discount Policy

We will honor only one discount -- whichever is largest. You can't combine a 10% with a 25% discount to get a 35% discount. On this we can't be bribed.

Color of the Month

September brown, October orange, November green, December flannels

October 2014

| Sunday | Monday | Tuesday | Wednesday | Thursday | Friday | Saturday |
|--|---|--|--|--|---------------------------------|---|
| | | | 1 Beginning Quilting 1-4 OR 6-9 | 2 | 3 Open Sew 1-4 | 4 BOM 10:30-11:30 Christmas Row 1-3:30 Monthly Minis 4-6 Finish Your Quilt Sale |
| 5 CLOSED | 6 Monday Morning Quilts 10-2 Quilt Table Runner | 7 Binding demo 10:30-noon | 8 <u>FullMoon</u> Beginning Quilting 1-4 OR 6-9 | 9 Underground Railroad Quilt 1-4 Knit Pickers' Club 6-8:30 | 10 | 11 Embroidery Club 10-noon Park Bench 1-5 |
| 12 Beginning Quilting 1-4 | 13 Learn to knit cables - make a simple scarf 1:30-3:30 or 6-8:30 Columbus Day | 14 | 15 Beginning Quilting 1-4 OR 6-9 | 16 Underground Railroad Quilt 1-4 Hand Applique Club 6-8:30 | 17 Open Sew1-4 | 18 Monthly Mini Catch Up class 10:30-5 |
| 19 Beginning Quilting 1-4 | 20 English Paper Piecing 1-3 | 21 | 22 Beginning Quilting 1-4 OR 6-9 | 23 Beyond Basics: Paper Piecing 1-3:30 OR 6-8:30 | 24 | 25 Diamond Alley 10:30-5 |

| | | | | | | |
|--|-----------|-----------|--|--|--|--|
| 26 Beginning Quilting 1-4 | 27 | 28 | 29 Beginning Quilting 1-4 OR 6-9 | 30 Beyond Basics: Inset Seams 1- 3:30 OR 6-8:30 | 31 Halloween Jelly Roll Race, 10:30-5 Friday Nighters 5:30 -? Halloween | |
|--|-----------|-----------|--|--|--|--|

November 2014

| Sunday | Monday | Tuesday | Wednesday | Thursday | Friday | Saturday |
|--|--|------------------------------|--|---|---|---|
| | | | | | | 1 BOM 10:30-11:30 Christmas Row 1- 3:30 Monthly Minis 4-6 Finish Your Quilt Sale |
| 2 CLOSED | 3 Monday Morning Quilts 10-2 Quilt TBA | 4 | 5 | 6 <u>FullMoon</u> | 7 Open Sew1-4 | 8 Embroidery Club 10-noon Park Bench 1- 5 |
| 9 Beginning Quilting 1-4 | 10 Learn to knit TBA 1:30- 3:30 or 6-8:30 | 11 Veterans Day | 12 Beginning Machine Quilting 1:30-4 or 6- 8:30 | 13 Underground Railroad Quilt 1-4 Knit Pickers' Club 6-8:30 | 14 | 15 Table Topper 10:30-5 |
| 16 Beginning Quilting 1-4 | 17 English Paper Piecing 1-3 | 18 | 19 Beginning Machine Applique 1:30-4 or 6- 8:30 | 20 Underground Railroad Quilt 1-4 Hand Applique Club 6-8:30 | 21 Open Sew1-4 Friday Nighters 5:30 -? | 22 Quick Curve Ruler Quilt 10:30-5 |
| 23 Pillow Case Party 1-4 | 24 | 25 | 26 | 27 Thanksgiving Day CLOSED | 28 SALE | 29 BJ Designs 10:30-5 |
| 30 | | | | | | |