

Favorite quotes from the Dowager Countess of Downton Abbey:

MATTHEW CRAWLEY

I've got a job in Ripon. I said I'll start tomorrow.

ROBERT, EARL OF GRANTHAM

A job?

MATTHEW CRAWLEY

In a partnership. You might have heard of it, Havel and Carter. They need someone who understands industrial law, I'm glad to say. Although, I'm afraid most of it will be wills and conveyancing.

ROBERT, EARL OF GRANTHAM

You do know I mean to involve you in the running of the estate?

MATTHEW CRAWLEY

Oh, don't worry. There are plenty of hours in the day. And, of course, I'll have the weekend.

ROBERT, EARL OF GRANTHAM

We'll discuss this later. We mustn't bore the ladies.

VIOLET, DOWAGER COUNTESS OF GRANTHAM

What--what is a weekend?



July 4, 2014

I am always surprised at the funny looking people I see at events like Super Days or Frontier Days, which is coming up. Now, if you went to Super Days, I'm not talking about you, of course. Or me. Well, maybe. No, I'm clearly talking about everyone else.

Fat, skinny, old, young, really fat, really young, really old, really tattooed, mohawked, goth. I mean, seriously. Where do these people all come from? It was almost like being at Frontier Park during Frontier Days where the short shorts, high cowboy boots & big hats and big hair mingle with the all black tattooed pale goth creatures. You know what I'm talking about, you've seen them, too. And wondered.

Now don't go all politically correct on me. I suppose I was one of those funny looking people that other people were people watching. Short, portly, wearing wraparound sunglasses, t-shirt, shorts, ankle socks & tennies, and a huge hat that protected my face, shoulders and part of my arms. I got the hat in D.C. when I visited my niece a few years ago. It's great for keeping the sun off of everything, including your neighbors. But it's not a great hat to wear in the wind. So I'm trucking around Super Days with a brightly colored scarf tied around my head, around the hat, with my hand holding onto the brim of the hat. And the hat still blows off. I had better luck when I wore the orange billed duck hat when I was helping out the Duck Derby. When I put the floppy hat on top of the duck hat, things stayed on a little better.

Like I said. I'm not one of *those* people. Well, maybe.

Happy Fourth of July! May the idiots who set off fireworks on the dirt roads by my house not set the prairie on fire. I'm all about celebrating. I just don't want my house to burn down in the process.



DUCK DERBY

None of us won. The million dollar duck wasn't even sold. So next year----we've gotta sell all of the ducks!

QUILT WYOMING IS ALMOST HERE!

JULY 10-12

For those of you looking for patterns and notions for classes, I have brought in supplies for all classes--I might be missing a couple of things, but I think I have most of the supplies and patterns for classes. If you are looking for something, give me a call. If I don't have it, I'll try to get it in.





Bucking Horse and Rider News!

The fabric is shipping from Bali and should ship from California in another couple of days. That means: July 14 is the best estimate date. I'm hoping it may come early--next Thursday--during Quilt Wyoming so that I can take the excess to the vendor show.

WHAT'S NEW!!

I brought in a "roll" of black raw silk (silk noir). Right now, it's on the roll and in a box. We will be cutting yard cuts from it so that we can more easily display the silk. This is most often used in embroidery for backgrounds. Anyone taking Judith Baker Montano's classes--this is one of the materials she recommends.

We also have in Omni Thread on big spools, wash away thread, YLI silk ribbon, some silk thread, some more Valdani thread size 12, Superior Thread on bobbins (mainly for use in applique, but can be used in bobbins in machines), buttons, Karen Buckley's Perfect scissors, and the The Gypsy Quilter Sit Upon--great for taking to classes.

New books & patterns + plus a bunch more patterns that I couldn't grab pics for.



WILDLIFE SILHOUETTES






WORKING COW HORSE



SNOW DAY



From Quilting Treasures:



From Kaffe Fassett




From Alexander Henry:



From Classic Cotton: Enchanted Christmas; Saffron; Flying High



From Alexander Henry: Zombies & Wranglers, although not on the same fabric.



Abode Challenge Mon. June 2-Aug. 9 \$5 to enter

Make a quilt interpreting the word "abode" and you'll be entered to win a \$25 gift certificate. But there's a catch, as always! You must come into the shop and choose one (free) fat (from a sack, with your eyes closed) to use in your quilt. You must use a recognizable portion of the chosen fat in your quilt. The quilt may be any size and the top must be submitted by August 9. Tops only will qualify. All entries will be displayed in my booth at the Cheyenne Heritage Quilt Show. If you need ideas, just ask.

July Classes & Special Events

Beginning Quilting

Sun. 1-4, June 8, 15, 29; July 13, 20, 27; Aug. 10

OR

Wednesdays: 1-4 OR 6-8:30 June 11, 18, 25; July 2, 9, 16, 23, 30

\$65 Barb Boyer ongoing

Block of the Month Sat. July 5, 10:30-11:15 FREE

Join at any time. You get a free fat quarter if you come to class with the previous month's completed block. This year we're making a Christmas Quilt -shaped like a tree. Each month will feature a different block, mostly 12" finished blocks.

Monthly Minis First Saturday of the Month, Jan-Dec. 4-6 Barb Boyer \$20 ongoing

One Block Wonder Sat. July 5; Aug. 2 1-5 \$20 Barb Boyer NEW TIME

One Block Wonder quilts are a kaleidoscope styled quilt. They are similar to a Stack & Whack, but cut and constructed a little differently. In the first class we will choose fabric (if you haven't done so already) and we will cut and begin arranging the quilt. In the

second class we will finish stitching the rows together and discuss border treatments.

Knit Pickin' Club Thur. July 10, 6-8:30

Every second Thursday, we're getting together to practice our knitting. The Club is open to all skill levels. We want to share what we've learned, find new patterns, and simply just sit and knit. You can start simply by making a dishcloth. Carol will teach you the essentials to get you started. For those of you who already know how to knit, you can still join the club--it's time for you to simply sit & knit & share ideas.

Hand Embroidery Club Sat. July 12, 10-11:30 FREE

(Club normally meets the 2nd Sat. of each month from 10-noon)

This year we're stitching "penny squares" using simple drawings that we create! During class we will draw various designs and stitch them on 5" squares. Each month we will learn new stitches and trade designs and ideas. Then these 5" squares can be made into a sampler quilts, or stitched into a "book" of stitches. You will also make your own notebooks so you can keep your squares, ideas, floss, needles & scissors in one place. You can join anytime.

TENTATIVE: Basic Cast on and Bind Offs Mon. July 15 Carol Moler \$20

We will learn different methods of casting on and binding off. If you need a little help or want to learn a new technique, this is the class for you. Class times will be posted.

Quilt Wyoming, LCCC Campus July 10-12

Park Bench Sampler Thurs. June 12, 26; July 17, 31 Barb Boyer \$20

This quilt uses 2 special rulers, the Hex N' More and the Sidekick rulers. There are 8 different blocks and we will cover 2 blocks per class. In August, we will schedule a finishing class to put the whole quilt together.

Take 5 Cowboy Quilt Sat. July 19, 10:30-5 \$20 Barb Boyer

Take 5 is a fun and fast quilt to make on a Saturday afternoon. And we have lots of new western fabrics that will get you into the mood for Frontier Days - even if you'd rather be on the beach instead of in town. Just kidding. If you need a quick quilt project and have not yet made a Take 5 quilt, this is the perfect quilt class.

Downton Abbey Fix

Mon. June 16, 30; July 21; Aug. 18, 25 1-5 \$20


Work on your Downton Abbey quilts, pillow cases, table runners - you name it. I'll provide assistance on the sampler quilt that I've provided patterns for, but you can work on any project you like.

**Hare Brained Jungle Walk Applique Quilt Sat. July
26, 10-5 \$30 Sue Frerich**

Giraffes in high heels? Zebras in snow shoes? Snake on a skateboard? Each jungle animal is decked out in sneakers, roller skates, spats and crocs - for the crocodile, of course. This cute quilt is fused and then you can have fun decorating the shoes with laces and fur.

**Friday Nighters Fri. July 25, 5:30-9 \$10 (one time fee
for year)**

This class will help you get organized for Christmas 2014 -- or just help you get things done. You give me a list of your "to dos" or unfinished projects you want to finish and then each



month I check off what you've completed. Trust me. If you need incentive to stay on track, this is it. You can bring your sewing machine or do hand work.

August Classes & Special Events

Block of the Month Sat. Aug. 2, 10:30-11:15 FREE

Join at any time. You get a free fat quarter if you come to class with the previous month's completed block. This year we're making a Christmas Quilt -shaped like a tree. Each month will feature a different block, mostly 12" finished blocks.

Monthly Minis First Saturday of the Month, Jan-Dec. 4-6 Barb Boyer \$20 ongoing

Monday Morning Quilts Aug. 4 Free, if you buy that month's kit Sue Frerich

Each month we will feature quilts from the Fons & Porter Love of Quilting magazine or other fun quilts. From Fons & Porter, we will choose one of the quilts from the magazine and make limited kits. In class, we will show you how to put the quilt together and you will have time to get started. Quilts will be big or small or in between. August's quilt is the cover quilt from the book Sweet and Simple Sewing - it looks like a box of colored pencils.

Beginning Quilting

Sun. 1-4, June 8, 15, 29; July 13, 20, 27; Aug. 10

OR

**Wednesdays: 1-4 OR 6-8:30 June 11, 18, 25; July 2, 9, 16, 23, 30
\$65 Barb Boyer ongoing**

Hand Embroidery Club Sat. Aug. 9, 10-11:30 FREE Kathy Sconce

(Club normally meets the 2nd Sat. of each month from 10-noon)

This year we're stitching "penny squares" using simple drawings that we create! During class we will draw various designs and stitch them on 5" squares. Each month we will learn new stitches and trade designs and ideas. Then these 5" squares can be made into a sampler quilts, or stitched into a "book" of stitches. You will also make your own notebooks so you can keep your squares, ideas, floss, needles & scissors in one place. Join anytime.

Learn to Felt a Hat! Sat. Aug. 9, 1-5 (ish)

We are still working out the details, but I want to learn to felt a hat and the first step is getting the right materials and patterns. So we are taking a field trip to Laramie for Step 1. Step 2 will be scheduled for September on our regular knitting day, Sept.8, 2nd Monday. Call to the shop for more details.

Knit Pickin' Club Thur. Aug. 14, 6-8:30

Every second Thursday, we're getting together to practice our knitting. The Club is open to all skill levels. We want to share what we've learned, find new patterns, and simply just sit and knit. You can start simply by making a dishcloth. Carol will teach you the essentials to get you started. For those of you who already know how to knit, you can still join the club--it's time for you to simply sit & knit & share ideas.

Cheyenne Heritage Quilt Show August 14-16 United Methodist Church

Knit Pickin' Club Thur. Aug. 14, 6-8:30

Every second Thursday, we're getting together to practice our knitting. The Club is open to all skill levels. We want to share what we've learned, find new patterns, and simply

just sit and knit. You can start simply by making a dishcloth. Carol will teach you the essentials to get you started. For those of you who already know how to knit, you can still join the club--it's time for you to simply sit & knit & share ideas.

Downton Abbey Fix Mon. June 16, 30; July 21; Aug. 18, 25 1-5 \$20

Work on your Downton Abbey quilts, pillow cases, table runners - you name it. I'll provide assistance on the sampler quilt that I've provided patterns for, but you can work on any project you like.

Hand Applique Club

Thursday Aug. 21 6-8:30 free

Every 3rd Thursday, we're getting together to practice our hand applique skills. The Club is open to all skill levels. We want to share what we've learned, find new patterns, and simply just sit and sew. More and more patterns are showing applique work, and while sometimes you can just fuse it down, learning how to hand applique is a wonderful skill that can be carried anywhere you go.

Storm at Sea Aug. 23 10:30-5 \$20 Sue Frerich

This classic pattern is one everyone should learn. But we all hesitate because of the dreaded: Triangles. It's really not that hard. Let Sue walk you through making the storm at sea block and you'll have a beautiful, classic quilt for your bed.

Pillow Case Party Sun. Aug. 24 1-4 FREE

If you've never made a pillow case, or just want some time to sew a pillow case, this class is for you. This is a great mother/daughter styled class and pillow cases make great presents!

Friday Nighters Fri. Aug. 29, 5:30-9 \$10 (one time fee for year)

This class will help you get organized for Christmas 2014 -- or just help you get things done. You give me a list of your "to dos" or unfinished projects you want to finish and then each month I check off what you've completed. Trust me. If you need incentive to stay on track, this is it. You can bring your sewing machine or do hand work.

HAND APPLIQUE CLUB

This is a get-together & stitch class. Many of us are trying hand applique these days-- patterns are calling for a lot more applique. The club is designed for quilters who already do some hand applique, but beginners are welcome as well. We will share techniques, suggest patterns, talk about threads and, in general, just stitch. A little quiet time away from the distractions of home is what we need to get our projects done.

HAND EMBROIDERY CLUB

If you want to learn to hand embroider or just brush up your technique, join us on the second Saturday of the month from 10 to noon. We provide free vintage patterns, and this year we will have free patterns of girls with hats, that you can embroider, embellish and color. Each month Kathy Sconce shows us a new stitch to try, plus, she guides us through thread choices, how to knot, fabrics to use, and tracing techniques.

Knit Pickin' Club

This is another get-together class to sit & knit, work on our projects, share information and get some help. We will share techniques, suggest patterns, but mainly we'll sit & knit (or pick).

Toad Toters

On full moon days (as noted in the calendar) you will get 20% off all purchases (not otherwise discounted) that you can fit in your bag. You must bring your bag to participate.

Full Moon Days: June 13, July 12, Aug. 10
Discount Policy

We will honor only one discount -- whichever is largest. You can't combine a 10% with a 25% discount to get a 35% discount. On this we can't be bribed.

Color of the Month

June Flowers, July Christmas, August Black & White

June 2014						
Sunday	Monday	Tuesday	Wednesday	Thursday	Friday	Saturday
1 Closed	2 Monday Morning Quilts 10-2 Tote Bag	3	4	5	6 Open Sew1-4	7 BOM 10:30-11:30 Monthly Minis 4-6
8 Beginning Quilt 1-4	9 Socks, cont. 1:30-3:30 or 6-8:30	10	11 Beginning Quilt 1-4 or Beginning Quilt 6-8:30	12 Knit Pickers' Club 6-8:30 Park Bench Sampler 1-5	13 FullMoon	14 Embroidery Club 10-noon WWKIP and Pillow Case Party 1-5
15 Beginning Quilt 1-4 Father's Day	16 Downton Abbey Fix 1-5	17	18 Beginning Quilt 1-4 or Beginning Quilt 6-8:30	19 Hand Applique Club 6-8:30	20 Open Sew1-4	21
22	23	24	25 Beginning Quilt 1-4 or Beginning Quilt 6-8:30	26 Park Bench Sampler 1-5	27 Friday Nighters 5:30 - ?	28 Market Tote Bag 10:30-4
29 Beginning Quilt 1-4	30 Downton Abbey Fix 1-5					

July 2014

Sunday	Monday	Tuesday	Wednesday	Thursday	Friday	Saturday
		1	2 Beginning Quilt 1-4 or Beginning Quilt 6- 8:30	3	4 Independence Day	5 BOM 10:30-11:30 Monthly Minis 4-6 One Block Wonder 1-5
6 Closed	7	8	9 Beginning Quilt 1-4 or Beginning Quilt 6- 8:30	10 Knit Pickers' Club 6-8:30 Quilt Wyoming	11 Quilt Wyoming	12 Embroidery Club 10-noon FullMoon Quilt Wyoming
13 Beginning Quilt 1-4	14 Basic cast on andbind offs for knitting 1:30- 3:30 or 6-8:30	15	16 Beginning Quilt 1-4 or Beginning Quilt 6- 8:30	17 Hand Applique Club 6- 8:30 Park Bench Sampler 1-5	18 Open Sew1-4	19 Take 5 Cowboy Quilt 10:30-5
20 Beginning Quilt 1-4	21 Downton Abbey Fix 1-5	22	23 Beginning Quilt 1-4 or Beginning Quilt 6- 8:30	24	25 Friday Nights 5:30 -?	26 Jungle Walk 10:30-5
27 Beginning Quilt 1-4	28	29	30 Beginning Quilt 1-4 or Beginning Quilt 6- 8:30	31 Park Bench Sampler 1-5		

August 2014

Sunday	Monday	Tuesday	Wednesday	Thursday	Friday	Saturday
					1 Open Sew1-4	2 BOM 10:30-11:30 Monthly Minis 4-6 One Block Wonder 1-5
3 Closed	4 Monday Morning Quilts 10-2 Pencil Box Quilt	5	6	7	8	9 Embroidery Club 10-noon Learn to Felt 1-5ish
10 FullMoon Beginning Quilt 1-4	11 1:30-3:30 or 6-8:30 Knitting TBA	12	13	14 Knit Pickers' Club 6-8:30 CHQ QuiltShow	15 Open Sew1-4 CHQ QuiltShow	16 CHQ QuiltShow
17	18 Downton Abbey Fix 1-5	19	20	21 Hand Applique Club 6-8:30	22	23 Storm at Sea 10:30-5
24 Pillow Case Party 1-4	25 Downton Abbey Fix 1-5	26	27	28	29 Friday Nighters 5:30 -?	30