

Favorite quotes from the Dowager Countess of Downton Abbey:

CORA, COUNTESS OF GRANTHAM

We were just saying how charming this room is now.

VIOLET, DOWAGER COUNTESS OF GRANTHAM

Mm. It always seemed rather dark when my mother in law lived here. But then she made everything rather dark.

[Violet chuckles]



**July 25, 2014**

So I'm driving down the road in front of the county court house and I spy these 4 guys, decked out in neon vests standing on the corner. As I watched, they walked out into the middle of the street and began an unintentional 3, or in this case, 4, Stooges routine. Or maybe Abbot and Costello. Or Buster Keaton. It was unintentional slap stick at its finest.


One guy was carrying too many unstacked orange cones - a couple in his hands, others under his arm pits. A second guy was carrying a long pvc pipe on his shoulder. A third guy had a shovel and the fourth guy, clearly older and in charge, was carrying a clip board.

No surprise, the first guy drops an orange cone and turns around to pick it up, swinging the other cones in a circle. The second guy steps away to avoid the cones and then turns around to watch the first guy pick up the dropped cone, swinging the long pvc pipe behind him and almost hitting the bearded guy with the clip board.

The third guy, who was smart enough to avoid all of that, puts the shovel down, but then accidentally steps on it causing it to knock over an orange cone that the first guy had managed to drop in place around the sewer cover. The bearded guy with the clipboard starts shaking his head.

And all of this occurred in the brief amount of time it took me to drive across the street, avoiding all 4 guys.

And I'm thinking to myself, I bet these guys have never seen a Buster Keaton or Abbott & Costello movie. And they'd never admit they looked like the 3 Stooges.





**Bucking Horse and Rider News!  
The fabric is here!**


**All the fabric is cut and ready to be picked up! We still have Moss, Buckskin and Palomino on the bolt. We have about 2 bolts left of each color. If you need more, or haven't yet come in to see the fabric, drop by--it's gorgeous.**

**WHAT'S NEW!!**

Lots of new fabric has come in, including Christmas.  
From Kaffe Fasset:




From RJR, Schools Days and Flutter:






From Moda: Forest Friends and Chez Moi:



From Henry Glass:

Winter Sanctuary, Naughty or Nice:




Hometown Holiday, designed by Anni Downs, an Australian Artist:







Holiday Cheer:



Believe:



## July Classes & Special Events

**Hare Brained Jungle Walk Applique Quilt Sat. July 26 ,  
10-5 \$30 Sue Frerich**

Giraffes in high heels? Zebras in snow shoes? Snake on a skateboard? Each jungle animal is decked out in sneakers, roller skates, spats and crocs - for the crocodile, of course. This cute quilt is fused and then you can have fun decorating the shoes with laces and fur.

**Friday Nighters Fri. July 25, 5:30-9 \$10 (one time fee  
for year)**

This class will help you get organized for Christmas 2014 -- or



just help you get things done. You give me a list of your "to dos" or unfinished projects you want to finish and then each month I check off what you've completed. Trust me. If you need incentive to stay on track, this is it. You can bring your sewing machine or do hand work.

## August Classes & Special Events

### **Block of the Month Sat. Aug. 2, 10:30-11:15 FREE**

Join at any time. You get a free fat quarter if you come to class with the previous month's completed block. This year we're making a Christmas Quilt -shaped like a tree. Each month will feature a different block, mostly 12" finished blocks.

### **Monthly Minis First Saturday of the Month, Jan-Dec. 4-6 Barb Boyer \$20 ongoing**

### **Monday Morning Quilts Aug. 4 Free, if you buy that month's kit Sue Frerich**

Each month we will feature quilts from the Fons & Porter Love of Quilting magazine or other fun quilts. From Fons & Porter, we will choose one of the quilts from the magazine and make limited kits. In class, we will show you how to put the quilt together and you will have time to get started. Quilts will be big or small or in between. August's quilt is the cover quilt from the book Sweet and Simple Sewing - it looks like a box of colored pencils.

### **Hand Embroidery Club Sat. Aug. 9, 10-11:30 FREE Kathy Sconce**

(Club normally meets the 2nd Sat. of each month from 10-noon)

This year we're stitching "penny squares" using simple drawings that we create! During class we will draw various designs and stitch them on 5" squares. Each month we will learn new stitches and trade designs and ideas. Then these 5" squares can be made into a sampler quilts, or stitched into a "book" of stitches. You will also make your own notebooks so you can keep your squares, ideas, floss, needles & scissors in one place. Join anytime.

### **Learn to Felt a Hat! Sat. Aug. 9, 1-5 (ish) & Aug. 11, 1:30-3:30 or 6-8:30 \$20**

**We are still working out the details, but I want to learn to felt a hat or purse and the first step is getting the right materials and patterns. So we are taking a field trip to Laramie for Step 1. Step 2 will be scheduled for August 11, during class when we'll start knitting our projects. Step 3 will happen in September on our regular knitting day, Sept.8, 2nd Monday. Call to the shop for more details.**

### **Knit Pickin' Club Thur. Aug. 14, 6-8:30**

Every second Thursday, we're getting together to practice our knitting. The Club is open to all skill levels. We want to share what we've learned, find new patterns, and simply just sit and knit. You can start simply by making a dishcloth. Carol will teach you the essentials to get you started. For those of you who already know how to knit, you can still join the club--it's time for you to simply sit & knit & share ideas.

## **Cheyenne Heritage Quilt Show August 14-16 United Methodist Church**

### **Knit Pickin' Club Thur. Aug. 14, 6-8:30**

Every second Thursday, we're getting together to practice our knitting. The Club is open to all skill levels. We want to share what we've learned, find new patterns, and simply just sit and knit. You can start simply by making a dishcloth. Carol will teach you the essentials to get you started. For those of you who already know how to knit, you can

still join the club--it's time for you to simply sit & knit & share ideas.

**Downton Abbey Fix Mon. June 16, 30; July 21; Aug. 18, 25 1-5 \$20**

Work on your Downton Abbey quilts, pillow cases, table runners - you name it. I'll provide assistance on the sampler quilt that I've provided patterns for, but you can work on any project you like.

**Hand Applique Club**

**Thursday Aug. 21 6-8:30 free**

Every 3rd Thursday, we're getting together to practice our hand applique skills. The Club is open to all skill levels. We want to share what we've learned, find new patterns, and simply just sit and sew. More and more patterns are showing applique work, and while sometimes you can just fuse it down, learning how to hand applique is a wonderful skill that can be carried anywhere you go.

**Storm at Sea Aug. 23 10:30-5 \$20 Sue Frerich**

This classic pattern is one everyone should learn. But we all hesitate because of the dreaded: Triangles. It's really not that hard. Let Sue walk you through making the storm at sea block and you'll have a beautiful, classic quilt for your bed.

**Pillow Case Party Sun. Aug. 24 1-4 FREE**

If you've never made a pillow case, or just want some time to sew a pillow case, this class is for you. This is a great mother/daughter styled class and pillow cases make great presents!

**Friday Nighters Fri. Aug. 29, 5:30-9 \$10 (one time fee for year)**

This class will help you get organized for Christmas 2014 -- or just help you get things done. You give me a list of your "to dos" or unfinished projects you want to finish and then each month I check off what you've completed. Trust me. If you need incentive to stay on track, this is it. You can bring your sewing machine or do hand work.

**HAND APPLIQUE CLUB**

This is a get-together & stitch class. Many of us are trying hand applique these days-- patterns are calling for a lot more applique. The club is designed for quilters who already do some hand applique, but beginners are welcome as well. We will share techniques, suggest patterns, talk about threads and, in general, just stitch. A little quiet time away from the distractions of home is what we need to get our projects done.

\*\*\*\*\*

**HAND EMBROIDERY CLUB**

If you want to learn to hand embroider or just brush up your technique, join us on the second Saturday of the month from 10 to noon. We provide free vintage patterns, and this year we will have free patterns of girls with hats, that you can embroider, embellish and color. Each month Kathy Sconce shows us a new stitch to try, plus, she guides us through thread choices, how to knot, fabrics to use, and tracing techniques.

\*\*\*\*\*

**Knit Pickin' Club**

This is another get-together class to sit & knit, work on our projects, share information and get some help. We will share techniques, suggest patterns, but mainly we'll sit & knit (or pick).

**Toad Toters**

On full moon days (as noted in the calendar) you will get 20% off all purchases (not otherwise discounted) that you can fit in your bag. You must bring your bag to participate.

Full Moon Days: June 13, July 12, Aug. 10

**Discount Policy**

We will honor only one discount -- whichever is largest. You can't combine a 10% with a 25% discount to get a 35% discount. On this we can't be bribed.

**Color of the Month**  
June Flowers, July Christmas, August Black & White

July 2014						
Sunday	Monday	Tuesday	Wednesday	Thursday	Friday	Saturday
		<b>1</b>	<b>2</b> Beginning Quilt 1-4 or <b>Beginning Quilt 6-8:30</b>	<b>3</b>	<b>4</b> Independence Day	<b>5</b> BOM 10:30-11:30 Monthly Minis 4-6 <b>One Block Wonder 1-5</b>
<b>6</b> Closed	<b>7</b>	<b>8</b>	<b>9</b> Beginning Quilt 1-4 or <b>Beginning Quilt 6-8:30</b>	<b>10</b> Knit Pickers' Club 6-8:30 <b>Quilt Wyoming</b>	<b>11</b> <b>Quilt Wyoming</b>	<b>12</b> Embroidery Club 10-noon <b>Full Moon Quilt Wyoming</b>
<b>13</b> Beginning Quilt 1-4	<b>14</b> Basic cast on andbind offs for knitting 1:30-3:30 or 6-8:30	<b>15</b>	<b>16</b> Beginning Quilt 1-4 or <b>Beginning Quilt 6-8:30</b>	<b>17</b> Hand Applique Club 6-8:30 <b>Park Bench Sampler 1-5</b>	<b>18</b> Open Sew 1-4	<b>19</b> Take 5 Cowboy Quilt 10:30-5
<b>20</b> Beginning Quilt 1-4	<b>21</b> Downton Abbey Fix 1-5	<b>22</b>	<b>23</b> Beginning Quilt 1-4 or <b>Beginning Quilt 6-8:30</b>	<b>24</b>	<b>25</b> Friday Nighters 5:30 -?	<b>26</b> Jungle Walk 10:30-5
<b>27</b> Beginning Quilt 1-4	<b>28</b>	<b>29</b>	<b>30</b> Beginning Quilt 1-4 or <b>Beginning Quilt 6-8:30</b>	<b>31</b> Park Bench Sampler 1-5		

**August 2014**

<b>Sunday</b>	<b>Monday</b>	<b>Tuesday</b>	<b>Wednesday</b>	<b>Thursday</b>	<b>Friday</b>	<b>Saturday</b>
					<b>1</b> Open Sew1-4	<b>2</b> BOM 10:30-11:30 Monthly Minis 4-6 <b>One Block Wonder</b> 1-5
3 Closed	<b>4</b> Monday Morning Quilts 10-2 Pencil Box Quilt	<b>5</b>	<b>6</b>	<b>7</b>	<b>8</b>	<b>9</b> Embroidery Club 10-noon Learn to Felt 1-5ish
<b>10</b> FullMoon Beginning Quilt 1-4	<b>11</b> 1:30-3:30 or 6-8:30 Knitting TBA	<b>12</b>	<b>13</b>	<b>14</b> Knit Pickers' Club 6-8:30 CHQ QuiltShow	<b>15</b> Open Sew1-4 CHQ QuiltShow	<b>16</b> CHQ QuiltShow
<b>17</b>	<b>18</b> Downton Abbey Fix 1-5	<b>19</b>	<b>20</b>	<b>21</b> Hand Applique Club 6-8:30	<b>22</b>	<b>23</b> Storm at Sea 10:30-5
<b>24</b> Pillow Case Party 1-4	<b>25</b> Downton Abbey Fix 1-5	<b>26</b>	<b>27</b>	<b>28</b>	<b>29</b> Friday Nighters 5:30 -?	<b>30</b>