

Favorite quotes from the Dowager Countess of Downton Abbey:

ROBERT, EARL OF GRANTHAM

I thought you didn't like him?

VIOLET, DOWAGER COUNTESS OF GRANTHAM

Well, so what? I have plenty of friends I don't like.

ROBERT, EARL OF GRANTHAM

Would you want Mary to marry one of them?

VIOLET, DOWAGER COUNTESS OF GRANTHAM

Why do you always have to pretend to be nicer than the rest of us?



July 18, 2014

The steers have successfully negotiated the roundabouts. It must be Frontier Days!

And, it looks like I will be the foster mom for a stray Australian Shepherd. You'll get to meet her because she is coming to the shop these days. We had to shave her hair off and I don't want her to get sunburned--she's smart enough to get in out the sun, into the garage, but she's old and she doesn't always think smart.

Standard definition of emergency: sudden crisis requiring action: an unexpected and sudden event that must be dealt with urgently.

Retirement definition of emergency: 30 days.

Being retired requires getting used to a whole different mindset and schedule. I've been at it a year and I still don't think I have it figured out.

For example, while I worked, I saved money in a deferred compensation plan. I considered this stash of money to be an emergency fund for, well, emergencies. You know, those unexpected things that happen and you need a cache of money fast to repair or replace whatever broke. Like a refrigerator.

Turns out, if I want to use that money to buy, say, a refrigerator, I need to plan ahead 30 days so I can order the money to be delivered in time for the refrigerator to break. This also requires the preordering of a crystal ball in order to plan 30 days ahead of the emergency that hasn't happened yet. I'm just kidding. A crystal ball doesn't alert you to refrigerator melt downs. It's only good for the really important things. Like Dorothy seeing the wicked witch or Saruman talking with Sauron in the Lord of the Rings, plotting the end of days.

When I explained to the nice man that I had planned on using this fund for emergencies, he blithely stated that 30 days actually fit the definition of emergency because you don't have to pay bills until 30 days later. Clearly, he's never bought a refrigerator. Or had a

car worked on. Or had a new furnace installed. I could go on, but you get my drift. Not everything waits for 30 days.

Can you imagine the 911 emergency call: "This is 911, what's your emergency?" "My refrigerator is going to break in 30 days. Can you help?" Actually, you wouldn't call 911 for a refrigerator problem. You're more likely to call 911 if your house is on fire, and we get upset when the response time is over 5 minutes-even when the fire trucks live 10 minutes away. Just think how upset you'd be if the responder said, "We'll schedule a fire truck for you in 30 days once we process all the paperwork. Can you give me your social security number now? It might speed things up by a day or two."

I guess he's got to say something to all of those incredulous retirees who can't understand why in this day & age it takes 30 days to get money out of a fund. But to suggest that a 30 day wait still fits a definition of emergency? I don't think so. He needs a better writer.

In his defense, apparently a hundred applications for withdrawals come in every day. So if one person can only process 40 per day (and I think that is a gross exaggeration) the job becomes the perfect example of the saying, "The hurrier I go the behinder I get."

Because of course, there is only 1 person who processes everything. This is state government at its finest: More workers aren't the answer. Waiting is the answer. Waiting for 30 days. I understand now why AARP exists: Retired people can get very angry when their needs are not being timely met. And retired people don't have that much time to waste any more. And there are bunches of us out there, more coming every day.

I should also mention that my original paperwork was sent on June 10 but got lost - a new system was installed in May & is not working quite right so they had to go back to the old way of doing things and paperwork, my paperwork, got lost in the process. Now the new way won't be any faster-it will just offer a lot more info to the processors. Or I should say processor. So old way, new way, it's still 30 days.


And I'm still waiting. Just kidding. I got the check yesterday.

QUILT WYOMING WAS A SUCCESS!

To everyone who was involved in the organization of this year's Quilt Wyoming -- kudos to you all.

It was a wonderful show! The prizes, the classes, the teachers, the show, the vendors -- it was all marvelous. What a wonderful time

to be a quilter!



Bucking Horse and Rider News! The fabric is here!

Please be patient with us. We've been cutting for 2 days. I'm going home now (9 p.m.) 'cause I've started making mistakes. We will keep cutting on Saturday and on Sunday. It may take us that long.

The good news? I think we will have extras. The extras will go fast and are already being spoken for. If you are interested in more (of the bison, saddle & denim) please let me know and I will put you on the list.

WHAT'S NEW!!


I brought in a "roll" of black raw silk (silk noir). Right now, it's on the roll and in a box. We will be cutting yard cuts from it so that we can more easily display the silk. This is most often used in embroidery for backgrounds. Anyone taking Judith Baker Montano's classes--this is one of the materials she recommends.

We also have in Omni Thread on big spools, wash away thread, YLI silk ribbon, some silk thread, some more Valdani thread size 12, Superior Thread on bobbins (mainly for use in applique, but can be used in bobbins in machines), buttons, Karen Buckley's Perfect scissors, and the The Gypsy Quilter Sit Upon--great for taking to classes.

New books & patterns + plus a bunch more patterns that I couldn't grab pics for.




From Quilting Treasures:






From Kaffe Fassett



From Alexander Henry:



July Classes & Special Events

Take 5 Cowboy Quilt Sat. July 19, 10:30-5 \$20 Barb Boyer

Take 5 is a fun and fast quilt to make on a Saturday afternoon. And we have lots of new western fabrics that will get you into the mood for Frontier Days - even if you'd rather be on the beach instead of in town. Just kidding. If you need a quick quilt project and have not yet made a Take 5 quilt, this is the perfect quilt class.

Downton Abbey Fix

Mon. June 16, 30; July 21; Aug. 18, 25 1-5 \$20


Work on your Downton Abbey quilts, pillow cases, table runners - you name it. I'll provide assistance on the sampler quilt that I've provided patterns for, but you can work on any project you like.

Hare Brained Jungle Walk Applique Quilt Sat. July 26, 10-5 \$30 Sue Frerich

Giraffes in high heels? Zebras in snow shoes? Snake on a skateboard? Each jungle animal is decked out in sneakers, roller skates, spats and crocs - for the crocodile, of course. This cute quilt is fused and then you can have fun decorating the shoes with laces and fur.

Friday Nighters Fri. July 25, 5:30-9 \$10 (one time fee for year)

This class will help you get organized for Christmas 2014 -- or just help you get things done. You give me a list of your "to dos" or unfinished projects you want to finish and then each month I check off what you've completed. Trust me. If you need incentive to stay on track, this is it. You can bring your sewing machine or do hand work.



August Classes & Special Events

Block of the Month Sat. Aug. 2, 10:30-11:15 FREE

Join at any time. You get a free fat quarter if you come to class with the previous month's completed block. This year we're making a Christmas Quilt -shaped like a tree. Each month will feature a different block, mostly 12" finished blocks.

Monthly Minis First Saturday of the Month, Jan-Dec. 4-6 Barb Boyer \$20 ongoing

Monday Morning Quilts Aug. 4 Free, if you buy that month's kit Sue Frerich

Each month we will feature quilts from the Fons & Porter Love of Quilting magazine or other fun quilts. From Fons & Porter, we will choose one of the quilts from the magazine and make limited kits. In class, we will show you how to put the quilt together and you will have time to get started. Quilts will be big or small or in between. August's quilt is the cover quilt from the book Sweet and Simple Sewing - it looks like a box of colored pencils.

Beginning Quilting

Sun. 1-4, June 8, 15, 29; July 13, 20, 27; Aug. 10

OR

**Wednesdays: 1-4 OR 6-8:30 June 11, 18, 25; July 2, 9, 16, 23, 30
\$65 Barb Boyer ongoing**

Hand Embroidery Club Sat. Aug. 9, 10-11:30 FREE Kathy Sconce

(Club normally meets the 2nd Sat. of each month from 10-noon)

This year we're stitching "penny squares" using simple drawings that we create! During class we will draw various designs and stitch them on 5" squares. Each month we will learn new stitches and trade designs and ideas. Then these 5" squares can be made into a sampler quilt, or stitched into a "book" of stitches. You will also make your own notebooks so you can keep your squares, ideas, floss, needles & scissors in one place. Join anytime.

Learn to Felt a Hat! Sat. Aug. 9, 1-5 (ish)

We are still working out the details, but I want to learn to felt a hat and the first step is getting the right materials and patterns. So we are taking a field trip to Laramie for Step 1. Step 2 will be scheduled for September on our regular knitting day, Sept. 8, 2nd Monday. Call to the shop for more details.

Knit Pickin' Club Thur. Aug. 14, 6-8:30

Every second Thursday, we're getting together to practice our knitting. The Club is open to all skill levels. We want to share what we've learned, find new patterns, and simply just sit and knit. You can start simply by making a dishcloth. Carol will teach you the essentials to get you started. For those of you who already know how to knit, you can still join the club--it's time for you to simply sit & knit & share ideas.

**Cheyenne Heritage Quilt Show
August 14-16 United Methodist Church**

Knit Pickin' Club Thur. Aug. 14, 6-8:30

Every second Thursday, we're getting together to practice our knitting. The Club is open to all skill levels. We want to share what we've learned, find new patterns, and simply just sit and knit. You can start simply by making a dishcloth. Carol will teach you the essentials to get you started. For those of you who already know how to knit, you can still join the club--it's time for you to simply sit & knit & share ideas.

Downton Abbey Fix Mon. June 16, 30; July 21; Aug. 18, 25 1-5 \$20

Work on your Downton Abbey quilts, pillow cases, table runners - you name it. I'll provide assistance on the sampler quilt that I've provided patterns for, but you can work on any project you like.

Hand Applique Club

Thursday Aug. 21 6-8:30 free

Every 3rd Thursday, we're getting together to practice our hand applique skills. The Club is open to all skill levels. We want to share what we've learned, find new patterns, and simply just sit and sew. More and more patterns are showing applique work, and while sometimes you can just fuse it down, learning how to hand applique is a wonderful skill that can be carried anywhere you go.

Storm at Sea Aug. 23 10:30-5 \$20 Sue Frerich

This classic pattern is one everyone should learn. But we all hesitate because of the dreaded: Triangles. It's really not that hard. Let Sue walk you through making the storm at sea block and you'll have a beautiful, classic quilt for your bed.

Pillow Case Party Sun. Aug. 24 1-4 FREE

If you've never made a pillow case, or just want some time to sew a pillow case, this class is for you. This is a great mother/daughter styled class and pillow cases make great presents!

Friday Nighters Fri. Aug. 29, 5:30-9 \$10 (one time fee for year)

This class will help you get organized for Christmas 2014 -- or just help you get things

done. You give me a list of your "to dos" or unfinished projects you want to finish and then each month I check off what you've completed. Trust me. If you need incentive to stay on track, this is it. You can bring your sewing machine or do hand work.

HAND APPLIQUE CLUB

This is a get-together & stitch class. Many of us are trying hand applique these days-- patterns are calling for a lot more applique. The club is designed for quilters who already do some hand applique, but beginners are welcome as well. We will share techniques, suggest patterns, talk about threads and, in general, just stitch. A little quiet time away from the distractions of home is what we need to get our projects done.

HAND EMBROIDERY CLUB

If you want to learn to hand embroider or just brush up your technique, join us on the second Saturday of the month from 10 to noon. We provide free vintage patterns, and this year we will have free patterns of girls with hats, that you can embroider, embellish and color. Each month Kathy Sconce shows us a new stitch to try, plus, she guides us through thread choices, how to knot, fabrics to use, and tracing techniques.

Knit Pickin' Club

This is another get-together class to sit & knit, work on our projects, share information and get some help. We will share techniques, suggest patterns, but mainly we'll sit & knit (or pick).

Toad Toters

On full moon days (as noted in the calendar) you will get 20% off all purchases (not otherwise discounted) that you can fit in your bag. You must bring your bag to participate.

Full Moon Days: June 13, July 12, Aug. 10
Discount Policy

We will honor only one discount -- whichever is largest. You can't combine a 10% with a 25% discount to get a 35% discount. On this we can't be bribed.

Color of the Month

June Flowers, July Christmas, August Black & White

July 2014

Sunday	Monday	Tuesday	Wednesday	Thursday	Friday	Saturday
		1	2 Beginning Quilt 1-4 or Beginning Quilt 6- 8:30	3	4 Independence Day	5 BOM 10:30-11:30 Monthly Minis 4-6 One Block Wonder 1-5
6 Closed	7	8	9 Beginning Quilt 1-4 or Beginning Quilt 6- 8:30	10 Knit Pickers' Club 6-8:30 Quilt Wyoming	11 Quilt Wyoming	12 Embroidery Club 10-noon FullMoon Quilt Wyoming
13 Beginning Quilt 1-4	14 Basic cast on andbind offs for knitting 1:30- 3:30 or 6-8:30	15	16 Beginning Quilt 1-4 or Beginning Quilt 6- 8:30	17 Hand Applique Club 6- 8:30 Park Bench Sampler 1-5	18 Open Sew1-4	19 Take 5 Cowboy Quilt 10:30-5
20 Beginning Quilt 1-4	21 Downton Abbey Fix 1-5	22	23 Beginning Quilt 1-4 or Beginning Quilt 6- 8:30	24	25 Friday Nighters 5:30 -?	26 Jungle Walk 10:30-5
27 Beginning Quilt 1-4	28	29	30 Beginning Quilt 1-4 or Beginning Quilt 6- 8:30	31 Park Bench Sampler 1-5		

August 2014

Sunday	Monday	Tuesday	Wednesday	Thursday	Friday	Saturday
					1 Open Sew1-4	2 BOM 10:30-11:30 Monthly Minis 4-6 One Block Wonder 1-5
3 Closed	4 Monday Morning Quilts 10-2 Pencil Box Quilt	5	6	7	8	9 Embroidery Club 10-noon Learn to Felt 1-5ish
10 FullMoon Beginning Quilt 1-4	11 1:30-3:30 or 6-8:30 Knitting TBA	12	13	14 Knit Pickers' Club 6-8:30 CHQ QuiltShow	15 Open Sew1-4 CHQ QuiltShow	16 CHQ QuiltShow
17	18 Downton Abbey Fix 1-5	19	20	21 Hand Applique Club 6-8:30	22	23 Storm at Sea 10:30-5
24 Pillow Case Party 1-4	25 Downton Abbey Fix 1-5	26	27	28	29 Friday Nighters 5:30 -?	30