

Favorite quotes from the Dowager Countess of Downton Abbey:

VIOLET

Lawyers are always confident before the verdict. It's only afterwards they share their doubts.



---

**August 8, 2014**

I'm usually on top of these things. I channel surf like a pro, looking for the latest and worst new tv shows. Like Honey Boo Boo, Doomsday Preppers, Duck Dynasty, and Naked and Afraid. I don't watch them - well, I did watch about 60 minutes of Honey Boo Boo but 1 minute was really enough to get the gist. And I always marvel at what passes as entertainment these days.

But I missed this one. Dating Naked. Yup. But just like Naked & Afraid, you don't get to see the interesting parts. Those bits get pixelated out -- what a fun, nightmarish job that must be. In my defense, the show airs on VH1, a channel that is not on my list of favorite channels. I had to google the show to find it and then go hunting for the channel on the tv. Apparently it's on its 5th episode.

Anyway I learned about this new show during the Tuesday afternoon sewing circle and the discussion centered around one of the dating activities: horseback riding. I was never fond of bare back riding, so I can't imagine riding in the buff. And I'm a girl. I can't imagine.....well, we'll just pixelate that thought out.

Anyway, these couples engage in a variety of activities in addition to horseback riding -- like zip line, paddle boarding, hut tubing, bike riding. If you're wondering, yes they are on an island somewhere warm.

Now I've read two different stories about the show. I haven't watched it -- the Broncos were playing last night, at the same time Dating Naked was airing. I choose football- actually I got to sneak a peak during the lightning delay and watched as two contestants got to choose their dates, from among several naked options. It was actually pretty standard fare - one was too old, another too young, one pretty intellectual. Pretty much the same excuses used by folks on the old Dating Game show, but they weren't looking, or avoiding looking, at body parts. You know what's funny about watching all of them standing in a circle, looking at each other, is no one knows what to do with their hands. You can't cover a body part and you can't stick them in pockets. So awkward.

Anyway, I also read a couple of stories discussing the show. One was a review, and the writer thought the show would probably be successful mainly because people watch the show in order to feel superior to the hapless folks participating in the reality show. From the safety of our couch we can smugly pat ourselves on the back while pointing at the tv and saying, I'm better than those idiots.

Now that was news to me. I thought people would watch Dating Naked to try to catch glimpses of forbidden body parts. I mean why else watch? The plot line can't be all that complicated or interesting. It's a scripted reality show after all. And it follows the

format of all other dating shows, so it's not a new concept - except for the body parts, of course. But apparently we like to "hate watch" and roll our eyes at the antics on screen from the safety of our couches. I chose to go back to the delayed football game and found the endless commentary while waiting for the storm to pass more entertaining.

Now the other story I read was from an interview from one of the contestants. And my theory about the body parts being more interesting than the actual dating was correct. The contestant mainly talked about the hot tub parties, the various conversations involving body parts, the drinking and how everybody is so, like, hilarious, and laughing their, well you get the picture. Or maybe not. That might be a body part smudged out. And regardless of the outcome-meaning getting the date or not--this contestant is so excited because she apparently has had offers from the Arizona tea company and the liquor Hypnotic. I can't wait for the tv ads. Ehmagawd, like, I'm so sure.

So now that I've got all of you scrambling for remotes - wait - there's more. While you're surfing look for other naked shows, including Buying Naked, which is either about buying houses in the nude or buying groceries. I'm not sure and I don't think I want to know. Wedding Naked-yup, even the pastor, and going international, Netherlands Naked Dating.

And now I have to figure out how to detox my computer from googling for information on Dating Naked. When I was searching for refrigerators, I got lots of pop up ads wanting to sell me refrigerators. I can only imagine what the ads will be like after googling Dating Naked.

## Baskets for Sale!



Sher Warren makes beautiful baskets and she had generously allowed me to display a few at the store. They are for sale and are perfect for holding quilts, knitting, bread and all sorts of other goodies.

From top, bottom right, bottom left:

Harvest Basket: 18" X 7" base, widening to 12" at handled sides; 13" tall at top of handle. \$75.00

Japanese Diamond Round Tote: 12" round with wooden base; 14" tall at top of handle. \$90.00

Laundry Basket: 19" round X 8" tall with wooden bushel handles; lining 100% cotton (removable and washable). \$100.00

## **Quilt Design Contest!**

### **SPRINGTIME IN THE ROCKIES**

### **SHOP HOP QUILT DESIGN CHALLENGE**

### **\$250 prize money**

Springtime in the Rockies Shop Hop challenges all amateur and professional quilt designers to design a quilt for the "Shop Hop" pattern for Spring 2015. We have not done a "Shop Hop" pattern for several years and we want to bring back the tradition of having a "Shop Hop" quilt for our customers. Springtime in the Rockies will pay \$250 for the winning design.

#### Specifics of the Challenge:

1. Design is due October 1, 2014.
2. Minimum size design is 40 inches. Maximum size is approximately 80". The pattern can provide for multiple sizes, including larger than 80". But because we hang these quilts at the Springtime in the Rockies Shop Hop, 80" is the maximum length for hanging purposes.
3. Design must be an original. It may be designed on any software quilt design programs. Pattern and instructions to make the quilt must be submitted, but the pattern does not need to be professionally printed. The quilt pattern will be chosen based upon the design, not upon the quality of the instructions. The Shop Hop Committee, in conjunction with the winning designer, will help develop the pattern as it will appear for sale. Pictures of the actual quilt may also be submitted, but are not necessary. Multiple entries are permitted.
4. Springtime in the Rockies will have the exclusive use of the pattern from October 2014 through December 31, 2015. Participating shops will have the right to use the pattern in their Shop Hop quilts until December 31, 2015. Participating shops may also teach the pattern in classes, sell kits and sell the pattern individually until December 31, 2015. Any sales of the patterns during this time (October 1, 2014 through December 31, 2015) belong to the participating stores. Designer's sole compensation during this time is the \$250 paid as the winning design. Rights will revert to the designer on January 1, 2016. Prior to January 1, 2016, however, the designer may not sell or otherwise publish the pattern, unless special permission is granted by

Springtime in the Rockies.

5. Anyone can enter, including employees, friends, family, customers, professionals and amateurs. Only shop owners are excluded from participating.
6. Pattern designs must be postmarked no later than October 1, 2014, or hand delivered to Laura Shotwell at the Fig Leaf, 2834 S College Ave, Fort Collins, CO 80525.
7. The Shop Hop committee will choose the winning design, but no one other than Laura will know who submitted the design.



**We have a couple of bolts left of Buckskin. That's it!**


**I am starting to take preorders--expressions of interest--for more fabric, to be delivered in May. Hoffman has agreed to reprint all colors, but we need to get at least 500 yards (of any color) to print that color. If you are interested in getting more fabric, please let me know how much and what color. I will not take any payments until I know we are getting that color printed.**

## WHAT'S NEW!!

Cottage Garden by Free Spirit --and each of these come in a second color, but I couldn't find images of them.




Gregory's Garden from Free Spirit:



Gingerbread from Windham (they make great pillow cases)



Winter Frost from Henry Glass:



*Winter Frost*  
Designed by Jan Shade Beach  
Panel Quilt



A Free Project Sheet From  
**Henry Glass & Co., Inc.**

Facebook


Printed Quilt Size: 51" x 74"  
Kit Size: 57 1/2" x 74"  
Kit Includes: 100% Cotton Fabric, 100% Cotton Thread, 100% Cotton Batting, 100% Cotton Quilt Backing, 100% Cotton Quilt Binding, 100% Cotton Quilt Liner, 100% Cotton Quilt Top, 100% Cotton Quilt Backing, 100% Cotton Quilt Binding, 100% Cotton Quilt Liner, 100% Cotton Quilt Top


www.henryglass.com

Halloween from Benartex and Windham:



American Cowboy from Windham





Best of the West from Benartex




From Moda: Here Boy. And yes, the greens are different, just small prints.



From Henry Glass:

Winter Sanctuary, Naughty or Nice:



Hometown Holiday, designed by Anni Downs, an Australian Artist:



Holiday Cheer:



Believe:





## August Classes & Special Events

### **Hand Embroidery Club Sat. Aug. 9, 10-11:30 FREE Kathy Sconce**

(Club normally meets the 2nd Sat. of each month from 10-noon)

This year we're stitching "penny squares" using simple drawings that we create! During class we will draw various designs and stitch them on 5" squares. Each month we will learn new stitches and trade designs and ideas. Then these 5" squares can be made into a sampler quilts, or stitched into a "book" of stitches. You will also make your own notebooks so you can keep your squares, ideas, floss, needles & scissors in one place. Join anytime.

**Learn to Felt a Hat! Sat. Aug. 9, 1-5 (ish) & Aug. 11, 1:30-3:30 or 6-8:30 \$20**  
We are still working out the details, but I want to learn to felt a hat or purse and the first step is getting the right materials and patterns. So we are taking a field trip to Laramie for Step 1. Step 2 will be scheduled for August 11, during class when we'll start knitting our projects. Step 3 will happen in September on our regular knitting day, Sept. 8, 2nd Monday. Call to the shop for more details.

### **Knit Pickin' Club Thur. Aug. 14, 6-8:30**

Every second Thursday, we're getting together to practice our knitting. The Club is open to all skill levels. We want to share what we've learned, find new patterns, and simply just sit and knit. You can start simply by making a dishcloth. Carol will teach you the essentials to get you started. For those of you who already know how to knit, you can still join the club--it's time for you to simply sit & knit & share ideas.

## **Cheyenne Heritage Quilt Show August 14-16 United Methodist Church**

### **Knit Pickin' Club Thur. Aug. 14, 6-8:30**

Every second Thursday, we're getting together to practice our knitting. The Club is open to all skill levels. We want to share what we've learned, find new patterns, and simply just sit and knit. You can start simply by making a dishcloth. Carol will teach you the essentials to get you started. For those of you who already know how to knit, you can still join the club--it's time for you to simply sit & knit & share ideas.

### **Downton Abbey Fix Mon. June 16, 30; July 21; Aug. 18, 25 1-5 \$20**

Work on your Downton Abbey quilts, pillow cases, table runners - you name it. I'll provide assistance on the sampler quilt that I've provided patterns for, but you can work on any project you like.

### **Hand Applique Club**

**Thursday Aug. 21 6-8:30 free**

Every 3rd Thursday, we're getting together to practice our hand applique skills. The Club is open to all skill levels. We want to share what we've learned, find new patterns, and simply just sit and sew. More and more patterns are showing applique work, and while sometimes you can just fuse it down, learning how to hand applique is a wonderful skill that can be carried anywhere you go.

### **Storm at Sea Aug. 23 10:30-5 \$20 Sue Frerich**

This classic pattern is one everyone should learn. But we all hesitate because of the dreaded: Triangles. It's really not that hard. Let Sue walk you through making the storm at sea block and you'll have a beautiful, classic quilt for your bed.

**Pillow Case Party Sun. Aug. 24 1-4 FREE**

If you've never made a pillow case, or just want some time to sew a pillow case, this class is for you. This is a great mother/daughter styled class and pillow cases make great presents!

**Friday Nighters Fri. Aug. 29, 5:30-9 \$10 (one time fee for year)**

This class will help you get organized for Christmas 2014 -- or just help you get things done. You give me a list of your "to dos" or unfinished projects you want to finish and then each month I check off what you've completed. Trust me. If you need incentive to stay on track, this is it. You can bring your sewing machine or do hand work.

**HAND APPLIQUE CLUB**

This is a get-together & stitch class. Many of us are trying hand applique these days-- patterns are calling for a lot more applique. The club is designed for quilters who already do some hand applique, but beginners are welcome as well. We will share techniques, suggest patterns, talk about threads and, in general, just stitch. A little quiet time away from the distractions of home is what we need to get our projects done.

\*\*\*\*\*

**HAND EMBROIDERY CLUB**

If you want to learn to hand embroider or just brush up your technique, join us on the second Saturday of the month from 10 to noon. We provide free vintage patterns, and this year we will have free patterns of girls with hats, that you can embroider, embellish and color. Each month Kathy Sconce shows us a new stitch to try, plus, she guides us through thread choices, how to knot, fabrics to use, and tracing techniques.

\*\*\*\*\*

**Knit Pickin' Club**

This is another get-together class to sit & knit, work on our projects, share information and get some help. We will share techniques, suggest patterns, but mainly we'll sit & knit (or pick).

**Toad Toters**

On full moon days (as noted in the calendar) you will get 20% off all purchases (not otherwise discounted) that you can fit in your bag. You must bring your bag to participate.

Full Moon Days: June 13, July 12, Aug. 10

Discount Policy

We will honor only one discount -- whichever is largest. You can't combine a 10% with a 25% discount to get a 35% discount. On this we can't be bribed.

**Color of the Month**

June Flowers, July Christmas, August Black & White

**August 2014**

<b>Sunday</b>	<b>Monday</b>	<b>Tuesday</b>	<b>Wednesday</b>	<b>Thursday</b>	<b>Friday</b>	<b>Saturday</b>
					<b>1</b> Open Sew1-4	<b>2</b> BOM 10:30-11:30 Monthly Minis 4-6 <b>One Block Wonder 1-5</b>
3 Closed	<b>4</b> Monday Morning Quilts 10-2 Pencil Box Quilt	<b>5</b>	<b>6</b>	<b>7</b>	<b>8</b>	<b>9</b> Embroidery Club 10-noon Learn to Felt 1-5ish
<b>10</b> FullMoon Beginning Quilt 1-4	<b>11</b> 1:30-3:30 or 6-8:30 Knitting TBA	<b>12</b>	<b>13</b>	<b>14</b> Knit Pickers' Club 6-8:30 CHQ QuiltShow	<b>15</b> Open Sew1-4 CHQ QuiltShow	<b>16</b> CHQ QuiltShow
<b>17</b>	<b>18</b> Downton Abbey Fix 1-5	<b>19</b>	<b>20</b>	<b>21</b> Hand Applique Club 6-8:30	<b>22</b>	<b>23</b> Storm at Sea 10:30-5
<b>24</b> Pillow Case Party 1-4	<b>25</b> Downton Abbey Fix 1-5	<b>26</b>	<b>27</b>	<b>28</b>	<b>29</b> Friday Nighters 5:30 -?	<b>30</b>