

This could be a quote from the Dowager, but it's from Carlotta from Dinner at Eight, a 1933 comedy:

[Kitty](#): I was reading a book the other day. (Kitty is the young wife of an Oklahoma oil tycoon (very new money) and is described as "below-the-tracks, tough as nails")

[Carlotta](#): Reading a book? (Carlotta is a flamboyant old actress with memories of lovers long dead)

[Kitty](#): Yes. It's all about civilization or something. A nutty kind of a book. Do you know that the guy says that machinery is going to take the place of every profession?

[Carlotta](#): Oh, my dear, that's something you need never worry about.



---

## August 30, 2014

Did you know that the guy who invented Labor Day was Matthew Maguire, a machinist from the Knights of Labor, in 1882? It started as a parade of labor unions in New York-20,000 tickets were sold with the proceeds going to the various labor unions. But the parade was held on a Tuesday (September 5), not Monday and it wasn't a holiday.

Brick layers, jewelers, machinists, carpenters and more marched in the parade, and many of the unions had bands. They marched to Wendel's Elm Park, at the time the largest park in New York, and everyone picnicked, drank beer, danced and watched fireworks. Kinda like the Burning Man celebration in Nevada, only without the burning man. And probably without all the costumes. And definitely without all the weird gadgets and art. So it was probably not at all like the Burning Man festival. But I wanted to mention it, because if you're not familiar with the Burning Man, google it. It's worth a look and way too hard to describe here.

Anyway, Sen. James Henderson Kyle of South Dakota introduced a bill in Congress to make Labor Day a legal holiday on the first Monday of September each year. It was approved on June 28, 1894.

Labor Day for me, when I was a kid, meant the end of summer, beginning of school. School always started after Labor Day, or at least that's how I remember it. None of this starting in August ridiculousness. Summer was June, July & August. And school were the other 9 months. A clear demarcation of play and work.

What's weird to me, though, is I don't remember many first days of school - which surprises me. It seems like everyone today is always asking "how did your kid do on his first day in school?" It's either momentous or tumultuous. But I don't remember my first day in kindergarten, or first grade...or sixth grade. I remember lots of things from those years, just not the opening days. My first back to school day that I remember is 7<sup>th</sup> grade, standing in line to get into the junior high school. I even have dreams about standing on that street.

Junior High must have been fairly traumatic. I think it's when my dreams of being late to class also started-you can never get from your locker to your next class because they were always too far apart, like blocks far apart. Miles far apart.

I don't remember any other school start until I went to college. Moving into the dorm room, saying goodbye to the parents and then, for the first time in my life, feeling free and independent. I think I

felt like an adult, whatever that was. I could come & go when I wanted, and I didn't have to tell anyone where I was going. Now, I didn't have a car, so I couldn't go everywhere except where I could walk, and I didn't have any money except for the little bit dad gave me each month to eat out on Sundays when the cafeteria was closed, and I did have to check into the dorm by midnight. But I still felt grown up and independent. That feeling I still remember. To celebrate my independence, I remember walking to the pool with some friends and going swimming at 8 p.m. Glorious freedom. You can quit laughing now. I'm glad things like cell phones hadn't been invented yet. The only phone was a pay phone in the lobby of the dorm and calls to parents back home only happened once a week, maybe, on Sundays. No texting every 5 minutes to a parent. I was officially on my own. Well, almost.

So Labor Day for me always signals the end of summer and the beginning of a new year. It's when we restart and get back into the rhythm of schedules. It's when I first felt independence. I kinda like it.

yy



## Baskets for Sale!



Sher Warren makes beautiful baskets and she had generously allowed me to display a few at the store. They are for sale and are perfect for holding quilts, knitting, bread and all sorts of other goodies.

From top, bottom right, bottom left:

Harvest Basket: 18" X 7" base, widening to 12" at handled sides; 13" tall at top of handle. \$75.00

Japanese Diamond Round Tote: 12" round with wooden base; 14" tall at top of handle. \$90.00

Laundry Basket: 19" round X 8" tall with wooden bushel handles; lining 100% cotton (removable and washable). \$100.00

# **Quilt Design Contest!**

## **SPRINGTIME IN THE ROCKIES**

### **SHOP HOP QUILT DESIGN CHALLENGE**

#### **\$250 prize money**

Springtime in the Rockies Shop Hop challenges all amateur and professional quilt designers to design a quilt for the "Shop Hop" pattern for Spring 2015. We have not done a "Shop Hop" pattern for several years and we want to bring back the tradition of having a "Shop Hop" quilt for our customers. Springtime in the Rockies will pay \$250 for the winning design.

#### Specifics of the Challenge:

1. Design is due October 1, 2014.
2. Minimum size design is 40 inches. Maximum size is approximately 80". The pattern can provide for multiple sizes, including larger than 80". But because we hang these quilts at the Springtime in the Rockies Shop Hop, 80" is the maximum length for hanging purposes.
3. Design must be an original. It may be designed on any software quilt design programs. Pattern and instructions to make the quilt must be submitted, but the pattern does not need to be professionally printed. The quilt pattern will be chosen based upon the design, not upon the quality of the instructions. The Shop Hop Committee, in conjunction with the winning designer, will help develop the pattern as it will appear for sale. Pictures of the actual quilt may also be submitted, but are not necessary. Multiple entries are permitted.
4. Springtime in the Rockies will have the exclusive use of the pattern from October 2014 through December 31, 2015. Participating shops will have the right to use the pattern in their Shop Hop quilts until December 31, 2015. Participating shops may also teach the pattern in classes, sell kits and sell the pattern individually until December 31, 2015. Any sales of the patterns during this time (October 1, 2014 through December 31, 2015) belong to the participating stores. Designer's sole compensation during this time is the \$250 paid as the winning design. Rights will revert to the designer on January 1, 2016. Prior to January 1, 2016, however, the designer may not sell or otherwise publish the pattern, unless special permission is granted by Springtime in the Rockies.
5. Anyone can enter, including employees, friends, family, customers, professionals and amateurs. Only shop owners are excluded from participating.
6. Pattern designs must be postmarked no later than October 1, 2014, or hand delivered to Laura Shotwell at the Fig Leaf, 2834 S College Ave, Fort Collins, CO 80525.
7. The Shop Hop committee will choose the winning design, but no one other than Laura

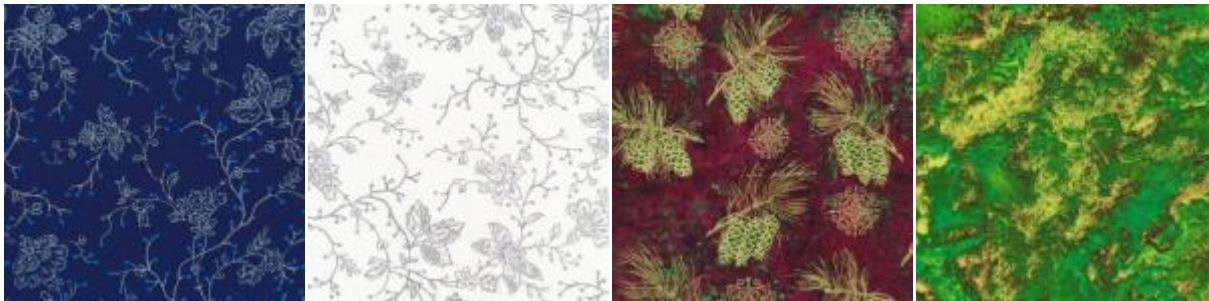
will know who submitted the design.


Bertie's Year: We have all the flannels (36 or 37) to do these patterns. We have made 7 kits, but are still waiting on patterns. If you are interested in a kit, let me know. As time and fabric allow, we may kit the patterns individually. The bolts of flannel came with only 6 yard put ups, so if you are interest in a complete kit or individual patterns, don't wait to long to decide. Complete kit is \$191, and installment payments are okay.



## WHAT'S NEW!!

From Fabri-Quilt





Flannel from Fabri-Quilt



Advent calendar from Fabri-Quilt



From Baum: The Princess & the Pea



“Princess and the Pea”

Designed by Heather Ross and Anne Sullivan  
 Interpreted and written by Debby Kratovil  
 Featuring the Far Far Away collection by Heather Ross  
 Finished Size: 59 1/2 x 85”



Check [www.windhamfabrics.com](http://www.windhamfabrics.com) Free Project section to see if there are any pattern updates before you start your quilt

WINDHAM FABRICS


852 Jersey Ave - Jersey City, NJ 07310 - TEL: 659.0444 - FAX: 302.659.9729  
[www.windhamfabrics.com](http://www.windhamfabrics.com) email: [retail@windhamfabrics.com](mailto:retail@windhamfabrics.com)

From Alexander Henry: A Ghastlie End--May be the last Ghastlies. Plus, select fabric from previous collections.




From Maywood, Wonder of Winter, flannel






From Classic Cotton: Petal Poetry



From P & B: Moos & Hoos



From P & B Illustrations




From P & B: Merriment






From Alexander Henry (the purple one is actually in orange)



From Quilting Treasures: Draw Near





## September Classes & Special Events

### **NEW TIME!** Monday Morning Quilts September 8 10-2

Free, if you buy that month's kit

Each month we will feature quilts from the Fons & Porter Love of Quilting magazine or other fun quilts. We will choose one of the quilts from the magazine and make limited kits. In class, we will show you how to put the quilt together and you will have time to get started. Quilts will be big or small or in between. September quilt is the Lady Bug Quilt from the Fons & Porter magazine.



### **Finish Your Quilt Sale** Sept 6, Oct 4, Nov 1, Dec 6

Bring your finished quilt top to the store, and we'll help you find the perfect back and binding. Plus, we'll give you 20% off your backing, binding and/or batting. It's time to finish your quilts!

**Block of the Month** Sat. September 6, 10:30-11:15 FREE

**Barb Boyer**

Join at any time. You get a free fat quarter if you come to class with the previous month's completed block. This year we're making a Christmas Quilt - shaped like a tree. Each month will feature a different block.

**Monthly Minis** First Saturday of the Month, Jan-Dec. 4-6 ongoing


**Learn to Felt Part II, cont.** Mon. Sept 8, 1:30-3:30 OR 6-8:30 \$20 Carol Moler

We'll finish our felted projects by actually felting them! Contact store for more details.

**Beginning Quilting** Sun. 1-4, Sept 14, 21, 28; Oct 12, 19, 26; Nov. 9, 16  
OR

**Wednesdays:** 1-4 OR 6-9 Sept 10, 17, 24; Oct 1, 8, 15, 22, 29  
\$65 Barb Boyer

This comprehensive 8-week course will introduce to you almost everything you need to know about piecing a quilt top. Along the way you will learn about color, batting, thread, machines and various techniques to give you the skills to make almost any quilt.



**Knit Pickin' Club** Thurs. Sept 11, 6-8:30  
**Carol Moler**

Every second Thursday, we're getting together to practice our knitting. The Club is open to all skill levels. We want to share what we've learned, find new patterns, and simply just sit and knit. You can start simply by making a dishcloth. Carol will teach you the essentials to get you started. For those of you who already know how to knit, it's time for you to simply sit & knit & share ideas.

**Hand Embroidery Club** Sat. Sept 13, 10-noon FREE  
**Kathy Sconce**

(Club normally meets the 2nd Sat. of each month from 10-noon)

This year we're stitching "penny squares" using simple drawings that we create! During class we will draw various designs and stitch them on 5" squares. Each month we will learn new stitches and trade designs and ideas. Then these 5" squares can be made into a sampler quilt, or stitched into a "book" of stitches. You will also make your own notebooks so you can keep your squares, ideas, floss, needles & scissors in one place. You can join anytime.

**Park Bench Sampler Sat. Sept 13, Oct 11, Nov 8**

**Barb Boyer \$20**

This quilt uses 2 special rulers, the Hex N' More and the Sidekick rulers. There are 8 different blocks and we will cover 2 blocks per class. In December or January, we will schedule a finishing class to put the whole quilt together.



**English Paper Piecing**

**Mon. Sept 15, Oct 20, Nov 17, Dec 15, 1-3 Barb Boyer \$20**

English paper piecing dates back to the early 1800s. It is a hand sewing method that uses paper templates to help sew complex angles together, like hexagons. Any number of different designs can be made, including Grandmother's Flower Garden. The new Downton Abbey line is showing a hexie quilt, using the English paper piecing method. We'll get started on a purse using iron on templates, and then move on to larger quilts and learn different methods




& tools of paper piecing.

**Underground Railroad Quilt**

**Thurs Sept 18; Oct 9, 16; Nov 13, 20; Dec 11, 18 1-4 Barb Boyer \$25**

To celebrate the ending of the Civil War, we will make a sampler quilt featuring 15 different blocks from the Eleanor Burns book, The Underground Railroad. We'll explore a little history during class and learn to make the blocks at the same time.



**Hand Applique Club**

**Thursday Sept 18 6-8:30 free**

Every 3rd Thursday, we're getting together to practice our hand applique skills. The Club is open to all skill levels. We want to share what we've learned, find new patterns, and simply just sit and sew. More and more patterns are showing applique work, and learning how to hand applique is a wonderful skill that can be carried anywhere you go.

**Horse Kicking at Snake Sat. Sept 20, noon-5 \$20**

This quilt is all pieced using squares, rectangles and the 45 flip method of sewing (think flying geese). Pattern will be provided in class. It makes a wonderful wall hanging or it can be expanded into a bed sized quilt.

**Machine Servicing Mon Sept 22, 10-6**

Chris Blakeman from Blakeman Vacuum and Sewing will come to the shop to service machines! We are hoping to be able to handle up to 20 machines, but I'll keep you posted. For now, I will start a list, first come first served, of everyone who wants a sewing machine serviced. Pricing will depend upon machine, but more details will follow. Machines can be dropped off at the shop on Sunday between 4-5 (please no earlier) and on Monday after 10. Machines will need to be picked up no later than noon on Tuesday, unless other arrangements are made (we don't have the room to store machines). Let me know if you are interested!

**Circle Purse Thur Sept 25, 10:30-4 Jo Sunderman \$20**

This one pattern has three variations of the Circle Bag, the 8-inch Circle Bag A with slide closure, the 10-inch Circle Bag B with double asymmetrical flaps, or the 12-inch Circle Bag C with the half log cabin block and slide closure. You can make the bags in one fabric, or mix and match fabrics for the bag outside, lining/reverse side, and gussets.




**Friday Nighters Fri. Sept 26 5:30-? \$10  
Barb Boyer**

This class will help you get organized for Christmas 2014 -- or just help you get things done. You give me a list of your "to dos" or unfinished projects you want to finish and then each month I check off what you've completed. Trust me. If you need incentive to stay on track, this is it. You can bring your sewing machine or do hand work.

Mr. Chillingsworth Sat Sept 27, 10:30-5 \$20 Barb Boyer

Rattle them bones! This cute skeleton wall hanging is perfect for Halloween, and by starting it now, you will have it finished and ready for Halloween decorating. We have kits!



Knitting with Expert Knitter Astri Mon Sept 29 Time tba

Carol Moler's sister, Astri, is visiting from Norway and is coming to the shop to sit and knit and answer questions, anything from best yarn and gauge for sock knitting, how to handle holes in your gussets, cabling tricks, best cast ons and bind offs, and anything else you may be having trouble with. (What I listed are just a few of my trouble areas.) So bring your knitting, sit and talk, ask questions and watch a master at work.

### HAND APPLIQUE CLUB

This is a get-together & stitch class. Many of us are trying hand applique these days--patterns are calling for a lot more applique. The club is designed for quilters who already do some hand applique, but beginners are welcome as well. We will share techniques, suggest patterns, talk about threads and, in general, just stitch. A little quiet time away from the distractions of home is what we need to get our projects done.

\*\*\*\*\*

### HAND EMBROIDERY CLUB

If you want to learn to hand embroider or just brush up your technique, join us on the second Saturday of the month from 10 to noon. We provide free vintage patterns, and this year we will have free patterns of girls with hats, that you can embroider, embellish and color. Each month Kathy Sconce shows us a new stitch to try, plus, she guides us through thread choices, how to knot, fabrics to use, and tracing techniques.

\*\*\*\*\*

### Knit Pickin' Club

This is another get-together class to sit & knit, work on our projects, share information and get some help. We will share techniques, suggest patterns, but mainly we'll sit & knit (or pick).

### Toad Toters

On full moon days (as noted in the calendar) you will get 20% off all purchases (not otherwise discounted) that you can fit in your bag. You must bring your bag to participate.

Full Moon Days: June 13, July 12, Aug. 10

### Discount Policy

We will honor only one discount -- whichever is largest. You can't combine a 10% with a 25% discount to get a 35% discount. On this we can't be bribed.

### Color of the Month

June Flowers, July Christmas, August Black & White

**August 2014**

<b>Sunday</b>	<b>Monday</b>	<b>Tuesday</b>	<b>Wednesday</b>	<b>Thursday</b>	<b>Friday</b>	<b>Saturday</b>
					<b>1</b> Open Sew 1-4	<b>2</b> BOM 10:30-11:30 Monthly Minis 4-6 <b>One Block Wonder 1-5</b>
3 Closed	<b>4</b> Monday Morning Quilts 10-2 Pencil Box Quilt	<b>5</b>	<b>6</b>	<b>7</b>	<b>8</b>	<b>9</b> Embroidery Club 10-noon <b>Learn to Felt 1-5ish</b>
<b>10</b> Full Moon Beginning Quilt 1-4	<b>11</b> 1:30-3:30 or 6-8:30 Knitting TBA	<b>12</b>	<b>13</b>	<b>14</b> CHQ QuiltShow	<b>15</b> CHQ QuiltShow	<b>16</b> CHQ QuiltShow
17	<b>18</b>	<b>19</b>	<b>20</b>	<b>21</b> Hand Applique Club 6-8:30	<b>22</b>	<b>23</b> Storm at Sea 10:30-5
<b>24</b> Pillow Case Party 1-4	<b>25</b>	<b>26</b>	<b>27</b>	<b>28</b>	<b>29</b> Friday Nighters 5:30 -?	<b>30</b>

September 2014

Sunday	Monday	Tuesday	Wednesday	Thursday	Friday	Saturday
	<b>1</b> Labor Day <b>Monday Morning Quilts 10-2</b> <b>Quilt Lady Bug Quilt</b>	<b>2</b>	<b>3</b>	<b>4</b>	<b>5</b> Open Sew1-4	<b>6</b> BOM 10:30-11:30 <b>Monthly Minis 4-6</b> <b>Finish Your Quilt Sale</b>
<b>7</b> CLOSED	<b>8</b> Learn to knit Felting Part II 1:30-3:30 or 6-8:30	<b>9</b> <u>FullMoon</u>	<b>10</b> Beginning Quilting 1-4 OR 6-9	<b>11</b> Knit Pickers' Club 6-8:30	<b>12</b>	<b>13</b> Embroidery Club 10-noon  <b>Park Bench 1-5</b>
<b>14</b> Beginning Quilting 1-4	<b>15</b> English Paper Piecing 1-3	<b>16</b>	<b>17</b> Beginning Quilting 1-4 OR 6-9	<b>18</b> Underground Railroad Quilt 1-4 Hand Applique Club 6-8:30	<b>19</b> Open Sew1-4	<b>20</b> Horse Kicking at Snake Quilt noon-5
<b>21</b> Beginning Quilting 1-4	<b>22</b> Machine service 10-6	<b>23</b>	<b>24</b> Beginning Quilting 1-4 OR 6-9	<b>25</b> Circle Purse 10:30-4	<b>26</b> Friday Nighters 5:30 -? Quilt-A-Fair	<b>27</b> Mr. Chillingsworth 10:30-5 Quilt-A-Fair
<b>28</b> Beginning Quilting 1-4	<b>29</b> Knitting with Expert Knitter Astri	<b>30</b>				