

Favorite quotes from the Dowager Countess of Downton Abbey:

ISOBEL

I suppose you agree with Robert. [Regarding the the fascination of the county with the marriage of Sybil to the the chauffeur]

VIOLET, DOWAGER COUNTESS OF GRANTHAM

Then, not for the first time, you suppose wrongly. The family must never be a topic of conversation.

CORA

I'm afraid Sybil's already made the Crawleys a permanent topic.

VIOLET

All the more reason. If we can show the county he can behave normally, they will soon lose interest in him. And I shall make sure he [Branson] behaves normally, because I shall hold his hand on the radiator until he does.



August 15, 2014

There is a reason why English is still a required course in college. And why a liberal arts education is a good thing. One day you may grow up to be a talent on a national weather station, and you may be asked to read something you didn't write. That's what writers are for, BTW. Writers aren't talent. Talent sits behind the desk in front of the cameras.

And this time the talent was reading a story about Robin Williams, describing how Broadway went dark in honor of the comedian's death. So naturally, she mentioned one of Williams' Broadway shows: Not "Bengal Tiger at the Baghdad Zoo," which would have been a mouthful, but at least pronounceable, and not his one man show. No, she referenced the show that he starred in with Steve Martin: Waiting for Godot. Only she didn't say G'dough (rough pronunciation guide) but Go Dot, with the emphasis on Go.

I couldn't believe it. I rewind the dvr and listened again. Yup. Go Dot, with a slight hesitation-clearly she had no clue. Now, I know what it's like to mispronounce words. In 8th grade I had to read in class, normally not a problem, but within the text were the word hors d'oeuvres. I did my best imitation of a phonetical reading and it came out horse dee ovres. Everyone laughed and I learned that French is a language with too many letters most of which are never pronounced. Like the "t" in Godot, which was originally a French play, BTW, and is marvelously funny and poignant. Another weird French word. Poignant.

But I didn't make my mistake on national television. Nor did I try "winging it" on national television-the "I'm good enough not to practice before I go on the air" attitude. I do that often with quilts--I know what I'm doing, so I don't have to read the instructions. Which is why I keep a seam ripper by my sewing machine. And why I'm not on national. Okay, there are probably other reasons as well. But that's beside the

point.

Now, in her defense, she wasn't even born when "Mork & Mindy" first aired. Her first Robin Williams encounter, she said, was "Mrs. Doubtfire." The other anchor, who you could see recognized her error but couldn't say anything, brought up some of Williams' other films, like "Dead Poets Society" and "Good Morning Vietnam" to cover the gaff, and she just smiled and nodded. Not a clue.

Now paying attention in English class might not have taught her how to pronounce "Godot." But she should have read the script before the show aired and asked someone about the play. It would be like a weather anchor in Wyoming describing the weather in Du Bois and never asking someone how to pronounce the name of the town, just assuming it's pronounced the French way, without the "s." Come to think of it, maybe we should just blame the French for all of this.

But I know Robin Williams would have loved that anchor's mistake. He would have turned it into a 10 minute routine. I can hear him shouting across the stage, "Go Dot, Go! Don't Wait!" He's probably in rehearsal right now.

Quilt Show!

Don't forget the Cheyenne Heritage Quilt show in this weekend. It starts today at 4 pm and runs until 8. Then tomorrow and Saturday from 10-4.

Come see the beautiful quilts our area quilters have made!

NEIGHBORHOOD BLOCK PARTY AT THE VANDEHEI PLAZA

Friday August 15, 4-7

**We're having a BBQ to promote the businesses at the
Vandehei Plaza.**

Mr. Jim's will have pizza by the slice

Vino's will provide libations

BBQ at North Platte Physical Therapy

Great Clips is doing something special

Around the Block -- all activity related fabrics 20% off

**Games and prizes, including some kind of a bouncy
thingy for kids--it's got a name, just can't remember.**

Live music provided by 92.9 The Boss

**(P.S. we will be participating, but it is also the same
time as the quilt show. And it's hard for us sometimes**

to do two things at once.)



Baskets for Sale!



Sher Warren makes beautiful baskets and she had generously allowed me to display a few at the store. They are for sale and are perfect for holding quilts, knitting, bread and all sorts of other goodies.

From top, bottom right, bottom left:

Harvest Basket: 18" X 7" base, widening to 12" at handled sides; 13" tall at top of handle. \$75.00

Japanese Diamond Round Tote: 12" round with wooden base; 14" tall at top of handle. \$90.00

Laundry Basket: 19" round X 8" tall with wooden bushel handles; lining 100% cotton (removable and washable). \$100.00

Quilt Design Contest!

SPRINGTIME IN THE ROCKIES

SHOP HOP QUILT DESIGN CHALLENGE

\$250 prize money

Springtime in the Rockies Shop Hop challenges all amateur and professional quilt designers to design a quilt for the "Shop Hop" pattern for Spring 2015. We have not done a "Shop Hop" pattern for several years and we want to bring back the tradition of having a "Shop Hop" quilt for our customers. Springtime

in the Rockies will pay \$250 for the winning design.

Specifics of the Challenge:

1. Design is due October 1, 2014.
2. Minimum size design is 40 inches. Maximum size is approximately 80". The pattern can provide for multiple sizes, including larger than 80". But because we hang these quilts at the Springtime in the Rockies Shop Hop, 80" is the maximum length for hanging purposes.
3. Design must be an original. It may be designed on any software quilt design programs. Pattern and instructions to make the quilt must be submitted, but the pattern does not need to be professionally printed. The quilt pattern will be chosen based upon the design, not upon the quality of the instructions. The Shop Hop Committee, in conjunction with the winning designer, will help develop the pattern as it will appear for sale. Pictures of the actual quilt may also be submitted, but are not necessary. Multiple entries are permitted.
4. Springtime in the Rockies will have the exclusive use of the pattern from October 2014 through December 31, 2015. Participating shops will have the right to use the pattern in their Shop Hop quilts until December 31, 2015. Participating shops may also teach the pattern in classes, sell kits and sell the pattern individually until December 31, 2015. Any sales of the patterns during this time (October 1, 2014 through December 31, 2015) belong to the participating stores. Designer's sole compensation during this time is the \$250 paid as the winning design. Rights will revert to the designer on January 1, 2016. Prior to January 1, 2016, however, the designer may not sell or otherwise publish the pattern, unless special permission is granted by Springtime in the Rockies.
5. Anyone can enter, including employees, friends, family, customers, professionals and amateurs. Only shop owners are excluded from participating.
6. Pattern designs must be postmarked no later than October 1, 2014, or hand delivered to Laura Shotwell at the Fig Leaf, 2834 S College Ave, Fort Collins, CO 80525.
7. The Shop Hop committee will choose the winning design, but no one other than Laura will know who submitted the design.




We have a couple of bolts left of Buckskin. That's it!


I am starting to take preorders--expressions of interest--for more fabric, to be delivered in May. Hoffman has agreed to reprint all colors, but we need to get at least 500 yards (of any color) to print that color. If you are interested in getting more fabric, please let me know how much and what color. I will not take any payments until I know we are getting that color printed.

WHAT'S NEW!!

From Alexander Henry (the purple one is actually in orange)



From Quilting Treasures: Winter Enchantment



From Quilting Treasures: Draw Near



Cottage Garden by Free Spirit --and each of these come in a second color, but I couldn't find images of them.




Gregory's Garden from Free Spirit:



Gingerbread from Windham (they make great pillow cases)



Winter Frost from Henry Glass:



Winter Frost
 Designed by Jan Shade Beach Panel Quilt

©2012 Windham by Benartex


A Piece Project Shirt Team

Henry Glass & Co., Inc.

Facebook

Panel Quilt Size 31" x 24"
 100% Cotton, 100% Polyester
 100% Cotton, 100% Polyester
 100% Cotton, 100% Polyester
 100% Cotton, 100% Polyester
 100% Cotton, 100% Polyester

Halloween from Benartex and Windham:



August Classes & Special Events

**Cheyenne Heritage Quilt Show
August 14-16 United Methodist Church**

August 14 4-8
August 15 10-4
August 16 10-4

Hand Applique Club
Thursday Aug. 21 6-8:30 free

Every 3rd Thursday, we're getting together to practice our hand applique skills. The Club is open to all skill levels. We want to share what we've learned, find new patterns, and simply just sit and sew. More and more patterns are showing applique work, and while sometimes you can just fuse it down, learning how to hand applique is a wonderful skill that can be carried anywhere you go.

Storm at Sea Aug. 23 10:30-5 \$20 Sue Frerich

This classic pattern is one everyone should learn. But we all hesitate because of the dreaded: Triangles. It's really not that hard. Let Sue walk you through making the storm at sea block and you'll have a beautiful, classic quilt for your bed.

Pillow Case Party Sun. Aug. 24 1-4 FREE

If you've never made a pillow case, or just want some time to sew a pillow case, this class is for you. This is a great mother/daughter styled class and pillow cases make great presents!

Friday Nighters Fri. Aug. 29, 5:30-9 \$10 (one time fee for year)

This class will help you get organized for Christmas 2014 -- or just help you get things done. You give me a list of your "to dos" or unfinished projects you want to finish and then each month I check off what you've completed. Trust me. If you need incentive to stay on track, this is it. You can bring your sewing machine or do hand work.

HAND APPLIQUE CLUB

This is a get-together & stitch class. Many of us are trying hand applique these days-- patterns are calling for a lot more applique. The club is designed for quilters who already do some hand applique, but beginners are welcome as well. We will share techniques, suggest patterns, talk about threads and, in general, just stitch. A little quiet time away from the distractions of home is what we need to get our projects done.

HAND EMBROIDERY CLUB

If you want to learn to hand embroider or just brush up your technique, join us on the second Saturday of the month from 10 to noon. We provide free vintage patterns, and this year we will have free patterns of girls with hats, that you can embroider, embellish and color. Each month Kathy Sconce shows us a new stitch to try, plus, she guides us through thread choices, how to knot, fabrics to use, and tracing techniques.

Knit Pickin' Club

This is another get-together class to sit & knit, work on our projects, share information and get some help. We will share techniques, suggest patterns, but mainly we'll sit & knit (or pick).

Toad Toters

On full moon days (as noted in the calendar) you will get 20% off all purchases (not otherwise discounted) that you can fit in your bag. You must bring your bag to participate.

Full Moon Days: June 13, July 12, Aug. 10

Discount Policy

We will honor only one discount -- whichever is largest. You can't combine a 10% with a 25% discount to get a 35% discount. On this we can't be bribed.

Color of the Month
 June Flowers, July Christmas, August Black & White

August 2014						
Sunday	Monday	Tuesday	Wednesday	Thursday	Friday	Saturday
					1 Open Sew 1-4	2 BOM 10:30-11:30 Monthly Minis 4-6 One Block Wonder 1-5
3 Closed	4 Monday Morning Quilts 10-2 Pencil Box Quilt	5	6	7	8	9 Embroidery Club 10-noon Learn to Felt 1-5ish
10 FullMoon Beginning Quilt 1-4	11 1:30-3:30 or 6-8:30 Knitting TBA	12	13	14 CHQ QuiltShow	15 CHQ QuiltShow	16 CHQ QuiltShow
17	18	19	20	21 Hand Applique Club 6-8:30	22	23 Storm at Sea 10:30-5
24 Pillow Case Party 1-4	25	26	27	28	29 Friday Nighters 5:30 -?	30