

Favorite quotes from the Dowager Countess of Downton Abbey:

VIOLET, DOWAGER COUNTESS OF GRANTHAM

Well, surely you can put her off (discussing Isobel's plans to turn Downton Abbey into a hospital).

CORA, COUNTESS OF GRANTHAM

I don't know how once the bit's between her teeth.

VIOLET, DOWAGER COUNTESS OF GRANTHAM

Well, change the bridle. Find a cause that needs her more than Downton.

CORA, COUNTESS OF GRANTHAM

She's such a martyr.

VIOLET, DOWAGER COUNTESS OF GRANTHAM

Then we must tempt her with a more enticing scaffold.



April 25, 2014

I'm convinced that the same engineers that created the quarter inch foot are the same engineers that make refrigerators. The guys that make the quarter inch foot aren't quilters. If they were they'd know that quilters don't sew with an exact quarter inch seam allowance. We sew a scant quarter. But the engineers don't know this because they don't sew and have never bothered to ask those who do.

So how does this relate to refrigerators, you ask? I knew you were wondering. I'm convinced refrigerator engineers have never bought food from a grocery store and they've never cooked. How else can you explain side by side refrigerators that are too small, on either side, to stuff a frozen pizza into. And don't get on me about ending a sentence with a preposition. I don't feel like saying, "into which you can stuff a pizza." I'm depressed because my old frig is abandoning me. Anyway....

It also makes no sense to make a bottom freezer, 30 inches across, then add molded plastic inserts into the tray that, again, create spaces too small for frozen pizzas. Or anything wider than about 12 inches. Useless. Absolutely useless. I have no idea how you would fit a frozen turkey into these kind of spaces. Not even a 10 pounder. I mentioned that to a helpful sales rep at the invitation only event. She was wise enough not to respond. She'd rather sell me a behemoth (see below). Another sales rep said he has a freezer in the garage for things like pizza. Which means the solution to poorly engineered refrigerators is to buy 2 of them.

Now I will admit that the designers have got the top half of these frigs figured out. The French door system has all sorts of cubby holes to house milk in gallon jugs, huge bottles of ketchup and cartons of beer, with great places to stash cheese, butter, eggs and lettuce, all with their own temperature controlled bins. You can fall into organization bliss just rearranging the contents of the refrigerator section.

But these frigs are also enormous. They are made for families of 25 or more. You can store enough food for months inside these behemoths. And they are designed for kitchens that measure 20 feet by 20

feet -- in other words the size of my quilting room. You need a garage door sized door to even get them into a house. We live in such super sized world these days, from fast food to cars to house. And now refrigerators. Although I did read a story yesterday that said that food producers were putting smaller amounts in the cartons & bags, but charging the same amount -- like a 2 oz candy bar that is now only 1.8 oz. So they're making food packages smaller and refrigerators bigger. There's a joke here somewhere....

But my humble abode isn't that big. And I'm only feeding myself. So I don't need a behemoth. But that's about all you can examine at a refrigerator store. Littler frigs just aren't impressive to look at so there aren't many in stock - there are some in catalogs and on line. But I want to see the frig before I buy it. I'm going to have to live with this thing for 3 or more years --I have no hope that these new frigs will last much longer than that. But on the off chance that it will live for at least 10 years, I don't want to have to "put up" with some stupid feature that an engineer who doesn't cook or buy food designed. Like the built-in, immovable molded plastic inserts in the bottom freezer bin. Although I think I know people with chain saws that could fix this problem.

So if you can't open the drawers and doors to take the frig for a test drive, you really have no idea what you're buying. On line pictures don't usually show you the inside details -- especially the inside of the freezer.

And another thing. You need to remember to take your own measuring tape to the frig store. Some places conveniently post the dimensions, but other places keep the size a big secret.

And another thing - can you tell I'm frustrated? Buying a frig is harder than buying a mattress-which I never did by the way. At least when you buy a mattress you can lie down for a while to test drive them, so to speak. No such perks when buying a frig. But I'm more desperate for a frig, than a mattress. My mattress will never die on me. But my frig has been dying and coming back to life, on and off, for the last 3 weeks. When May hits and Easter is officially over, I'm not betting on many more resurrections.

Anyway, never buy or take advice about refrigerators, refrigerator repair and refrigerator warranties from a pimply faced 17 year old. Okay. He wasn't 17. Maybe 20 tops. But you can bet he doesn't grocery shop or cook, 'cause he probably still lives at home. And all he knows about refrigerators is how to open the door. When I told him that I didn't care for the manufacturer of the Kenmore I was looking at, he said they had great warranties I could buy and that their service was.... I didn't even let him get that far. I told him him, no, we're not going there. Sigh.

All I want is a bottom freezer that can store a frozen pizza, an inside ice maker and a water dispenser (inside or out), just because. And it has to fit in a 30 X 30 space. I can do 33", but I definitely need a French door frig then, otherwise I can't get the doors open. Kinda defeats the purpose in having a frig. I did consider remodeling the kitchen -- blow out a wall, chainsaw the island in half, rip out a few cabinets in order to make room for a new frig, one that will hold, you got it, a frozen pizza. But I figured that might cost me \$20,000 for the remodel and then \$3,000 for the frig.

I don't think I can sell enough bucking horse and rider fabric to make that happen.

P.S. I think I found one. Now I'm hunting for sales. I feel like Elmer Fudd looking for wabbits.

After Shop Hop Sale!

We're making room for all the new fabrics coming in and doing a little spring cleaning. So I've put a whole bunch of fabric down the hall (\$5/yd) and lots of patterns, Halloween fats, books and some kits at 40%. Come check it out!



Bucking Horse and Rider fans!

Hoffman is printing our beloved "Steamboat" on fabric! If you are interested in this fabric, please let me know quickly. I have placed my order, but I did order extra bolts. If you haven't yet placed an order and want the fabric, don't wait until it gets here. It may sell out before it arrives.

If you want to put the BH&R on backs or borders of quilts, you must think in yardage. 2-3 yards for borders (depending on size of quilt) and 5-10 yards for backing.

You may want to make curtains, pillow cases, purses, skirts, chair covers, pillows, aprons, napkins, t-towels.

Call me and let me know approximately how much yardage you want. I have started taking payments now with any pre order.

Fabric should arrive in late June, in time for traveling tourists. Just so you know. Price will be \$12.50 per yard.


Left to right: Bison, Saddle, Moss, Buckskin, Palomino, Denim

Yardage still available, 4-25-14:

114 yards of Bison; 123 Saddle; 67 Moss; 49 Denim; 100 Buckskin; 80 Palomino.

WHAT'S NEW!!

From Windham, the Freedom collection:



From Timeless:




From Hoffman: 24 batiks. More to come in May.






From Benartex:



From Clothworks:



From Moda



April Classes and Special Events

Friday Nighters Fri. April 25, 5:30-9 \$10 (one time fee for year)

This class will help you get organized for Christmas 2014 -- or just help you get things done. You give me a list of your "to dos" or unfinished projects you want to finish and then each month I check off what you've completed. Trust me. If you need incentive to stay on track, this is it. You can bring your sewing machine or do hand work.

Stripped in Bali Sat. April 26, 10:30-5 \$25

Sue Frerich

This cool quilt is made with 2 1/2" strips -- perfectly suited for Bali Pops or any other coordinated set of strips. The color illusions created by the light and dark fabrics create a wonderful geometric pattern.



Let's Make Socks! Mon. April 28, 1:30-3:30 or 6-8:30.

We've learned how to knit the cuff, now it's time to learn to do the heel through the toe.

Beyond the Basics: Inset Seams-Attic Windows

Wed. April 30, 1-3 OR 6:8:30, \$20 Barb Boyer

From attic windows, to mitered borders to lone star quilts, inset seams are a must to master. Learn the basics of inseting seams, the "Y" seam construction, while making a small attic window block quilt.

May Classes and Special Events

Block of the Month Sat. May 3, 10:30-11:15 FREE

Join at any time. You get a free fat quarter if you come to class with the previous month's completed block. This year we're making a Christmas Quilt -shaped like a tree. Each month will feature a different block, mostly 12" finished blocks.

Make it Do (Use it Up, Wear it Out, Make it Do or Do Without) Sat. May 3 ongoing

Monthly Minis First Saturday of the Month, Jan-Dec. 4-6 Barb Boyer \$20 (free if you buy the kits)

Each month we will feature a snowman, from McKenna Ryan's Snow Buds patterns. The kits will be laser cut, all ready for assembly. You can also choose to make the Snow Bud with your own fabrics. The laser kits will billed month by month.

**Monday Morning Quilts May 5 10-2
Free, if you buy that month's kit**

In May will work on any past Monday Morning Quilts - to let up catch up and complete the projects you have started. This includes Lost Socks, Check Boxes, the Rainbow Quilt, and Connected Places.

Beyond the Basics: Flying Geese

Wed. May 7, 1-3, 6-8:30 \$20 Barb Boyer

Using the Flying Geese Ruler, learn to make 4 flying geese at the same time. If you've ever wanted to put a flying geese border on a quilt, but thought it was too much work, learn to use this ruler and it will make flying geese constructions a snap!

Knit Pickin' Club Thur. May 8, 6-8:30

Every second Thursday, we're getting together to practice our knitting. The Club is open to all skill levels. We want to share what we've learned, find new patterns, and simply just sit and knit. You can start simply by making a dishcloth. Carol will teach you the essentials to get you started. For those of you who already know how to knit, you can still join the club--it's time for you to simply sit & knit & share ideas.

Hand Embroidery Club Sat. May 10, 10-11:30 FREE

Kathy Sconce

(Club normally meets the 2nd Sat. of each month from 10-noon)

This year we're stitching "penny squares" using simple drawings that we create! During class we will draw various designs and stitch them on 5" squares. Each month we will learn new stitches and trade designs and ideas. Then these 5" squares can be made into a sampler quilts, or stitched into a "book" of stitches. You will also make your own notebooks so you can keep your squares, ideas, floss, needles & scissors in one place. You can join anytime.

Mini Take 5 Sat. May 10, 1-5 \$20

Barb Boyer

If you cut the Take 5 block in half, you wind up with a cute mini Take 5 quilt! I stole this idea from a customer, who wanted to make the Take 5, but make it smaller. So we designed it to be half the size of a regular block-perfect for a crib quilt.

Let's Knit Socks! Mon. May 12, 1:30-3:30 OR 6-8:30

Carol Moler

Learn the basics of top down knitted socks with heels and toes. Continued class.

Hand Applique Club Thurs. May 15, 6-8:30

Every 3rd Thursday, we're getting together to practice our hand applique skills. The Club is open to all skill levels. We want to share what we've learned, find new patterns, and simply just sit and sew. More and more patterns are showing applique work, and while sometimes you can just fuse it down, learning how to hand applique is a wonderful skill that can be carried anywhere you go.

BQ Quilt for Railroaders! Depot Days in Cheyenne!

Sat. May 17, 10:30-5 \$20

Barb Boyer

The Model Railroaders are in town and we thought it would be a perfect time to make a train quilt. The BQ pattern is well suited for a quick project that showcases fabulous fabrics. I'm working on getting some great train fabrics in stock. Click on link to see Train Flyer: [Train Class Flyer](#)

Catch up on the Monthly Minis: Sat. May 24 10:30-5

Barb Boyer

Stitch on the last 4 Snow Bud blocks, or even start on Block 5. Get caught up on your monthly minis!

Field Day Quilt Mon. May 24, 10:30-5 \$25 or free with kit

Barb Boyer

This cool quilt is made with 2 1/2" strips and squares cut from the new Hoffman line - Home is Where Your Story Begins. This quilt is quick pieced and will brighten any room.

Friday Nighters Fri. May 30, 5:30-9 \$10 (one time fee for year)

This class will help you get organized for Christmas 2014 -- or just help you get things done. You give me a list of your "to dos" or unfinished projects you want to finish and then each month I check off what you've completed. Trust me. If you need incentive to stay on track, this is it. You can bring your sewing machine or do hand work.

Turning 20

Sat. May 31, 10:30-5, \$20 Barb Boyer

This fun, simple quilt is easy to make and stunning to look at. Perfect for any beginner. You may even get the quilt top sewn in class.

April 2014

Sunday	Monday	Tuesday	Wednesday	Thursday	Friday	Saturday
		1	2 Doodling on Your Quilt 1-3:30 OR 6-8:30	3 Knit Pickers' Club 6-8:30	4 Open Sew1-4	5 BOM 10:30-11:30 Make it Do 1-2 Binding 3-4 Monthly Minis 4-6
6 Closed	7 Monday Morning Quilts 10-2	8	9	10	11 Shop Hop	12 Shop Hop Embroidery Club 10-noon
13	14	15 FullMoon	16 Beyond Basics: Paper Piecing 1-3:30 OR 6-8:30	17 Hand Piecing 1-3 Hand Applique Club 6-8:30	18 Open Sew1-4 Good Friday	19 T-Shirt Class 10:30-5
20 Closed Easter Sunday	21	22	23 Beyond Basics: Bias Half Square Triangles 1-3:30 OR 6-8:30	24	25 Friday Nighters 5:30 -?	26 Stripped in Bali 10:30-5
27	28 Let's knit Socks! 1:30-3:30 or 6-8:30	29	30 Beyond Basics: Inset Seams 1-3:30 OR 6-8:30			

May 2014

Sunday	Monday	Tuesday	Wednesday	Thursday	Friday	Saturday
				1	2 Open Sew1-4	3 BOM 10:30-11:30 Make it Do 1-2 Monthly Minis 4-6
4 Closed	5 Monday Morning Quilts 10- 2	6	7 Beyond Basics: Flying Geese 6-8:30	8 Knit Pickers' Club 6-8:30	9	10 Embroidery Club 10-noon Mini Take 5 1-5
11 Mother's Day	12 Socks, cont. 1:30- 3:30 or 6- 8:30	13	14 FullMoon	15 Hand Applique Club 6- 8:30	16 Open Sew1-4	17 BQ quilt for Railroaders 10:30-5
18	19	20	21	22	23	24 Get Caught up on Monthly Minis: Free sew from 10:30-5
25 Open sew 1-4	26 Field Day Quilt 10:30-5 Memorial Day	27	28	29	30 Friday Nighters 5:30 -?	31 Turning 20 10:30-5