



Around the Block  
QUILT SHOP

---

June 21, 2013

In case you haven't noticed, it's moth season. They're everywhere.

I watch tv with about 15-20 of them. Or more accurately, through them. I'm so glad I have one of those large screen tvs. It accommodates so many more moths, without obscuring too much of the screen. But I seriously doubt they like Masterpiece Theater. Or Longmire, which I have my doubts about, too. I think they're just interested in the light.

I have a bunch more outside on the east side of my house, living in the bushes. Like a few hundred of them. And then there are those on my windows above the sink in the house. And the multitudes in the garage, of course.

Now these moths don't eat anything. They do leave footprints but all they really want to do is get from Iowa (or other prairie farmland kind of state) to the mountains. And right now, my house is in the way. They can't figure out how to either go around or over the top of my house. Instead, they are bent on going through my house. Which means through the back screen door and out through the closed windows in the kitchen. Clearly their plan isn't working very well. A friend of mind suggested I share the floor plan for the house with them. Maybe then they'd figure it out.

I have my doubts, though. They also can't figure out how to get out of the garage, which is essentially just one big room with plenty of openings. They stay trapped inside all night, so that each morning I am greeted with a rush of wings and tiny bodies when I open the garage door. I keep looking for a big one carrying an old key -- oh, sorry, that's a scene from Harry Potter.

Anyway, it's impossible to get rid of them, although everyone has their own solution, from leaving pails of water beneath lights, to slapping them with towels (my trick), to buying trained pet bats or birds to sic on them. I'm making that last bit up, but if you've ever dodged the swallows that chase moths at intersections in town you know what I'm talking about. I mean, if you can train falcons to hunt and retrieve rabbits, why not bats to eat moths. Becca likes to follow them around with her nose, but she doesn't do anything with them, so she's no help. Last year's tip about jingling keys to scare them into thinking it's a bat, doesn't work. Or maybe it did. I'm not sure I can tell the difference between a scared moth flapping futiely at the window and one that doesn't understand glass.

My tried & true trick is to strategically turn on lights and herd the moths from one room to the next until I chase them outside. This year I've given up. There are too many to chase. So instead, I just don't turn on the lights at all. That fools them. The moths outside tend to stay outside. Remember they are not very bright-- they can't figure out how to go around the house. And so long as it is lighter (the bright full moon helps) outside than in, they stay outside. The ones inside the house stay in the kitchen, futilely plastered to the windows. And the rest join me in the living room to watch tv.

But at least they will leave soon. In fact Tuesday morning they had vanished entirely from the bushes out back. Maybe they read my posted instructions on how to fly around the house. Just kidding. Moths can't read. They were back that night.

Update: Last night I provided an escape hole in the kitchen. The window, which normally holds the air conditioner, doesn't have a screen on it. It's also broken, so that it won't stay open by itself. It needs a prop -- like an air conditioner. So I borrowed a red scalloped cement edging from the yard and stuck it between the sill and the window. Half hangs outside and the other half inside. Very attractive. I think I'll market the idea -- stick a brick in your window and let the moths out. Now there's a jingle waiting to be sung.

## **News from Around the Block**

### **Saying Goodbye**

Let's talk for a moment about why we're all here, reading this post, about where this all came from. I quilt because my mother quilted. Last summer, I taught my niece how to put on a binding, because it seemed like something she should know how to do. If there were ever a way to talk about American families, it's through a quilt. This shop is its own family. I think we can all agree that we get more than fabric and thread here. We're a lucky group to be able to share our addiction and be our own support group. Other people might judge us for the amount of fabric we own, but they just don't understand what it means to really need fabric.

We are in great debt to the person who created this space, and, therefore, the community that came with it. During both of my knee surgeries, mounds of food came from the women I know because this shop is here. Susan created a home for us here, and there will never be enough words to thank her for it. Unfortunately for us, Susan has decided not to stay with the shop on a part time basis, and we will miss her.

Susan has been the heart of this shop since day one--she gave this to us, and she's given an incredible amount to me. Without her generosity from the start, we never would have been able to open in our new location and expand the amount of merchandise in the store. We both benefited from the arrangement - Susan got to continue working in a career that she loved and I got the value of her knowledge, and, let's face it, some furniture. Without that boost we would never have gotten off the ground. The time has now come to change things

up and say thank you to Susan for all of her efforts and generosity.

She also made a dream come true for me when she allowed me to take over her shop, Susan's Closet. Susan, I hope you'll be able to feel the love and appreciation from all of us and that you understand what you've built here. Please know that this shop will always be your home. And you are under strict orders not to stay away. This will always be your place. Your home.

## PARTY!

We are having a "retirement" party on June 28, Friday, starting about 3 p.m. and lasting into the evening (it's the Friday Nighter's sewing night, so we'll just continue the party into the night and everyone is invited to come, whether you want to sew or not). We'll say good bye to Susan, celebrate partnerships and friendships, getting older, and finding and facing new challenges.

Please bring show & tells -- quilters love to see quilts. Show us quilts that were inspired by Susan, ones that she helped you choose fabric for, ones that she helped you fix when something went wrong, ones that she inspired you to make.


## WHAT'S NEW!!

More Christmas -- this time from Makower. The Santa & sleigh is an advent calendar. (sorry, I can't put the full sized picture upright)





Sweet Land of Liberty from Henry Glass




## June Classes & Special Events

**Beginning Quilting Sundays June 9, 16, 23, 30; July 14, 21, 28, plus one additional day, if needed, 1-4 p.m.**

**\$65 Barb Boyer**

This 8-week course will introduce to you almost everything you need to know about piecing a quilt top. Along the way you will learn about color, batting, thread, machines and various techniques to give you the skills to make almost any quilt.



**Doll Quilts/Small Quilts Saturday June 22 10:30-4 \$20**

We are highlighting small quilts and 18" dolls this summer. Make a small doll bed quilt in June and follow it up with doll clothes for American Girl (18" dolls) in July, and then two more small quilt classes in July and August. Patterns for the doll/small quilts will be taken from 101 Fabulous Small Quilts book. this is a perfect time to sew something special for your daughter, granddaughter, nieces, etc (hint: great Christmas gifts!)

**Support Group for Gardner's Alphabet and Calendula Patterdrip's Cottage Thurs. June 27, 6:30-8:30**

We know it takes a long time to do the embroidery for these quilts, and we want to help you keep "at it." So bring your project along and sit & stitch for awhile.

**Friday Nighters Fri. June 28, 5:30-9 \$10**

(See explanation in January)

**Dakota -- a horse by BJ Designs, June 29, 10-4 \$25**

**Barb Boyer**

This is a 1) fusible 2) machine appliqued and 3) a pieced wall hanging. These make great gifts and are fun to put together. You can choose any of the patterns you want (bear, moose, reindeer, lobo, bison, horse and others) and you can use your own fabrics or buy one of our kits. The kits are good sellers and we have a hard time keeping them in stock.




**July Classes & Special Events**

**Beginning Quilting Sundays June 9, 16, 23, 30; July 14, 21, 28,**  
**plus one additional day, if needed, 1-4 p.m.**

**\$65 Barb Boyer**

**Block of the Month Sat. July 6 10:30-11:15 FREE**

**Barb Boyer**



**Monthly Minis Sat. July 6,**

**4-6 Barb Boyer \$20**

(ongoing)

Each month we will feature a mini-wall hanging appropriate to the month (January snowmen, February hearts, etc.). These are quick fusible quilts that can be used individually, or you can collect all 12 and make them into a quilt. Your choice. July's kit are fireworks.

**Knit Pickin' Club Thurs. July 11, 6:30-8:30**

**Carol Moler**

Every second Thursday, we're getting together to practice our knitting. The Club is open to all skill levels. We want to share what we've learned, find new patterns, and simply just sit and knit. You can start simply by making a dishcloth. Carol will teach you the essentials to get you started. For those of you who already know how to knit, you can still join the club--it's time for you to simply sit & knit & share ideas.

**Hand Embroidery Club Sat. July 13, 10-11:30 FREE**

**Kathy Sconce**

(Club normally meets the 2nd Sat. of each month from 10-11:30)

Each month we give out vintage patterns and learn new embroidery stitches. This year we also will be working with published patterns -- each month highlighting a different project. In July we will do tote bags!

**Gardner's Alphabet Quilt Sat. July 13, 11:30-12:30 FREE if you purchase kit, otherwise \$25 Barb Boyer**

This is an ongoing class, but you can join at anytime. We still have a couple of kits (which includes all the floss needed) available.



**Hand Applique Club**

**Thursday July 18 6:30-8:30 free**

Every 3rd Thursday, we're getting together to practice our hand applique skills. The Club is open to all skill levels. We want to share what we've learned, find new patterns, and simply just sit and sew. More and more patterns are showing applique work, and while sometimes you can just fuse it down, learning how to hand applique is a wonderful skill that can be carried anywhere you go.

**American Girl Doll/18" doll clothes workshop Saturday July 20 10:30-4 \$25**

Learn the ins and outs of making clothes for 18" dolls. Bring a purchased pattern (preferably one that has pants, a shirt, a dress and a hat). Be sure to buy the required supplies (elastic, trim, facing, fabric). And if you have an 18" doll, bring her to class so we can "fit" the clothes to the doll. This is a good mother/daughter class, BTW.

**Support Group for Gardner's Alphabet and Calendula Patterdrip's Cottage Thurs. July 25, 6:30-8:30**

We know it takes a long time to do the embroidery for these quilts, and we want to help you keep "at it." So bring your project along and sit & stitch for awhile.

**Friday Nighters Fri. July 26, 5:30-9 \$10**  
**(See explanation in January)**

It's never too late to join. This class will help keep you on track for all your sewing projects. Plus it's a time to just sit and sew on anything you like. Class fee is a one-time fee.

**Doll Quilts/Small Quilts Saturday July 27 10:30-4 \$20**  
**(see explanation in June)**

~ June 2013 ~						
◀ May 2013						Jul 2013 ▶
Sun	Mon	Tue	Wed	Thu	Fri	Sat
						<b>1</b> BOM 10:30-11:15 It's A Dog's Life 1-3 Final class Monthly Mini's 4-6
<b>2</b> Closed	<b>3</b>	<b>4</b>	<b>5</b>	<b>6</b>	<b>7</b>	<b>8</b> Embroidery 10-11:30 - Pillows! Gardner's Alphabet 11:30-12:30 Pillow Case Sundresses 1-4
<b>9</b> Beginning Quilting 1-4	<b>10</b>	<b>11</b>	<b>12</b>	<b>13</b> Knit Pickers Club 6:30-8:30	<b>14</b>	<b>15</b> Lemonade Table Topper \$20 10:30-4
<b>16</b> Beginning Quilting 1-4	<b>17</b>	<b>18</b>	<b>19</b> Open sew 5:30-8:30	<b>20</b> Hand Appliqué Club 6:30-8:30	<b>21</b>	<b>22</b> Doll Quilts/Small Quilts 10:30-4 <b>Full Moon (observed)</b>
<b>23</b> Beginning Quilting 1-4	<b>24</b>	<b>25</b>	<b>26</b> Open sew 5:30-8:30	<b>27</b> Support Group Gardner's Alphabet Calendula 6:30-8:30	<b>28</b> Friday Nighters 5:30-?	<b>29</b> Dakota: Pick your favorite BJ Design pattern 10-5
<b>30</b> Beginning Quilting 1-4	<b>Notes: Color of the Month: Yellow and Orange</b> <b>Full Moon June 22 (observed)</b>					

~ July 2013 ~						
◀ Jun 2013						Aug 2013 ▶
Sun	Mon	Tue	Wed	Thu	Fri	Sat
	<b>1</b>	<b>2</b>	<b>3</b> Open sew 5:30-8:30	<b>4</b> Open 10-3	<b>5</b>	<b>6</b> BOM 10:30-11:15  Monthly Mini's 4-6
<b>7</b> Closed	<b>8</b>	<b>9</b>	<b>10</b> Open sew 5:30-8:30	<b>11</b> Knit Pickers Club 6:30-8:30	<b>12</b>	<b>13</b> Embroidery 10-11:30 - Gardner's Alphabet 11:30-12:30
<b>14</b> Beginning Quilting 1-4	<b>15</b>	<b>16</b>	<b>17</b> Open sew 5:30-8:30	<b>18</b> Hand Appliqué Club 6:30-8:30	<b>19</b>	<b>20</b> American Girl Doll Dresses workshop 10:30-4
<b>21</b> Beginning Quilting 1-4	<b>22</b>  Full Moon	<b>23</b>	<b>24</b>	<b>25</b> Support Group Gardner's Alphabet Calendula 6:30-8:30	<b>26</b> Friday Nighters 5:30-?	<b>27</b> Doll quilts/small quilts 10:30-4
<b>28</b> Beginning Quilting 1-4	<b>29</b>	<b>30</b>	<b>31</b> Open sew 5:30-8:30	<b>Notes: Color of the Month: blue</b>		