



Around the B.

QUILT SHOP

August 25, 2018


The Fall 2017 schedule is done! We may make a few changes here and there and we may add a class or two. Please feel free to sign up now--and if you are interested in any class, but aren't sure, please just tell us and make sure we put your name down anyway. That will help me prepare better for upcoming classes. And I'm serious about telling us--or me in particular--to write your name down--I forget to do that & then I never know who is coming to class. You'll be doing me a favor by helping me stay on track. :)

This is an ambitious schedule. We are holding some of the classes twice, to accommodate your busy schedules. There may be some mistakes, which means I am sure I got something wrong. Class quilts will be up today or tomorrow, so come in to take a look. b

Baltimore Woods Block of the Month

2nd Saturday of the month through Sept 1-4 \$25 Sue Frerich.

This Baltimore album inspired quilt features adorable woodland creatures including an owl, fox, deer, skunk and bear along with a modern take on some traditional Baltimore blocks. These blocks are fused and machine applied in place. We have the background fabric in stock-don't wait too long if you want it.



Beginning Machine Applique Thurs Barb Boyer

So many quilts use applique these days. Learn the ins and outs of machine applique, from points to curves. We will practice the button hole/blanket stitch, satin stitch, and you can also play around with your decorative stitches. Threads, fusibles and stabilizers will be discussed.

Dec 5, 1-4 OR 6-9 \$25

Beginning Machine Quilting Thurs Nov 29, 1-4 OR 6-9 \$25 Sue Frerich

Be prepared to quilt! You will practice your quilting skills on various samples, using both your walking foot and darning foot. Batting, threads, needles and patterns will be discussed. Who knows? By the time you leave you may even be able to write/quilt your name!

Beginning Quilting Thurs. starting Sept 20 6-9 OR Sun Sept 23 1-4 8 weeks \$65 Barb Boyer

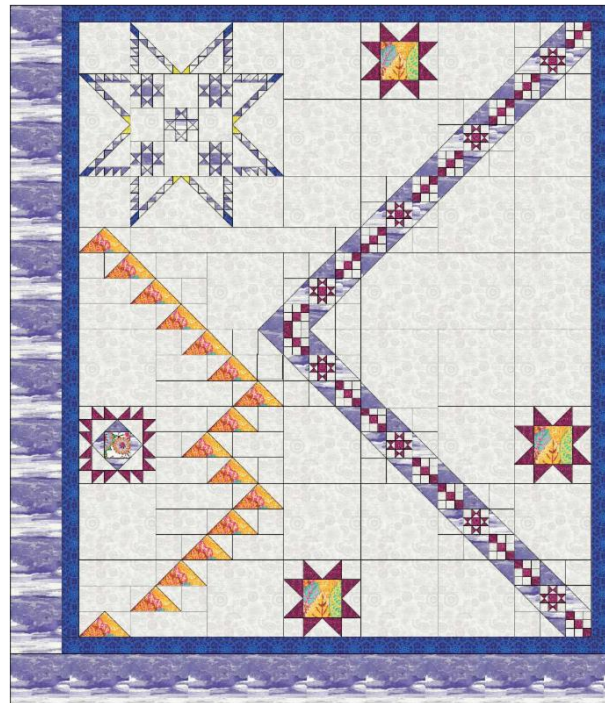
This comprehensive 8-week course will introduce to you almost everything you need to know about piecing a quilt top. Along the way you will learn about color, batting, thread, machines and various techniques to give you the skills to make almost any quilt.

Binding Nov. 3 4-6 Jo Sunderman \$10

Jo teaches you how to accurately cut your bindings, whether bias, cross or straight-and she'll explain the difference and when to use which one. She'll demonstrate the cutting, the sewing, the joining (so easy) and the hand stitching part. She makes bindings so easy peasy you'll wonder why you were ever nervous about putting on the binding.

Block of the Month First Sat of month 10:30-11:15 FREE Barb Boyer

Join at any time. You get a free fat quarter if you come to class with the previous month's completed block. This year we're making a "modern" quilt. Something new, something different. I will provide some other options as we explore the modern quilt world.



Boston Commons Sat Nov. 5, 10:30-5 Sue Frerich \$20

This traditional quilt is a cross between a trip around the world and a ... well, trip around the world. Instead of a square quilt, this quilt is rectangular. It uses 2 1/2" strips and can be done in a limited pallet of colors or entirely scrappy. We should be getting about 4 books in, so if you are interested let me know. The book is hard to get. BTW, Sue's colors are pretty lavenders. Come in to see the quilt.



Camden Bag Oct. 20 1-6 and Nov 24 12-5 Sue Frerich \$25 (two-session class)

Bags and bags and bags. Zigzag together fabric-covered fusible-batting strips for the sides of this charming oval-bottom handmade bag. The pattern has two sizes to choose from: Large 18" wide x 16" tall x 12" deep Small 13" wide x 9" tall x 9" deep. Sue will walk you through the steps to make this great bag!



Christmas Triangle Frenzy table runner Thur \$20

Make a Christmas table runner using the 60 degree triangle and a Or get a jump on spring and make a bright, flower/bird/camping table January to brighten up your room. Or make both!. These table runners you haven't made one yet it's time to add triangle sewing to you skill



Oct 4 1-4 Barb Boyer

yard of fabric (border stripe). runner that you can put out in are easy to cut & sew, and if set.

Daydreams Quilt, Saturday Sept. 15 1-6 Sue Frerich \$20

This is a brightly colored, simple to sew beautiful quilt. The fabrics are digitals, called Gradients, from Moda. We have kits already cut so all you need to do is choose your shading, cut & sew!



Diamonds in the Sky Sat Nov 17 10:30-5 Sue Frerich \$25

Diamonds in the Sky is a brilliant high contrast quilt. The diamonds are created using the Corner Beam™ ruler. You can use bright fat quarters for the stars, or scraps that are 6" wide. Sue will walk you through the cutting, using this amazing tool-which will make for quick & easy piecing.



Frankie Sat Sept 22, 10:30-5 Barb Boyer \$20

Actually, the pattern has a different names, but the quilt is all

ave the applique part (Frankenstein) already enlarged & ready for tracing. Frankenstein. We've done things a little differently (simplified the pattern) and added a little purple to our black & white Frankie quilt. Start now & you'll have it done by Halloween. And to help you out, we already h



Halloween Candy Bags Oct. 15, 2-5 Jean Korber \$20

Bags and bags and bags. This bag is double strength to handle all the candy from trick or treating. It has a neat draw string top and can be made with fat quarters (plus 1/4 yard for the top). You can also change the size of the bag and turn it into a gift bag, a bag to hold a quilt, or even a Ho Ho Ho bag (laundry bag that you stuff all your dirty clothes in to take home during Christmas break so your mom can wash everything for you. Okay, that was me, a long time ago).

Halloween Triangle Frenzy table runner Thur Oct 4 1-4 Barb Boyer \$20

Make a Halloween table runner using the 60 degree triangle and a yard of fabric (border stripe). Or get a jump on the next holiday and make a Christmas table runner. Or make both!. These table runners are easy to cut & sew, and if you haven't made one yet it's time to add triangle sewing to your skill set.

Hand Applique/Back Basting TBA Sandra Freeburg Oct. 10, 10-noon \$25 or call for other dates

Back basting is a template free method of needle turn applique. No slippery freezer paper or chalked lines on top that never seem to get turned under quite right. This method is especially great for traveling, because your pieces will be basted onto your background -- no need for pins to get in the way. This class is great for beginners and all levels of applique. Don't let hand applique frustrate you. It's really easy and relaxing!

Hand Embroidery Club 2nd Sat. of the month, 10-noon FREE Kathy Sconce

If you want to learn to hand embroider or just brush up your technique, join us on the second Saturday of the month from 10 to noon. You can work on your own projects or you can join the project we are doing. This year we are following a purchased pattern called My Crazy Life. It is wool appliques on flannel backgrounds. Then we will explore a variety of embroidery stitches to embellish each block--4 six inch blocks per month (or whatever you choose to do), for a total of 48 blocks. Each month Kathy Sconce shows us a new stitch to try, plus, she guides us through thread choices, how to knot, fabrics to use, and tracing techniques. We will also discuss wool, felted wool, wool felt, various threads for embroidery, various techniques for the wool applique and setting options for the quilt.

Hand Quilting Oct. 17, 10-noon Sandra Freeburg \$25 Watch the calendar or call for other dates

Hand quilting is an art that should not be lost. By the end of Sandra's class you will be hand quilting with confidence. Everyone has at least one special quilt that calls out for hand quilting. And there is nothing better than the feel of a hand quilted quilt. Do yourself a favor and learn this art that connects us to our past -- our mothers, grandmothers and great grandmothers.

Hello Pouches Mon Dec 10 10:30-3 OR Sat Dec 15 1-5 Sue Frerich \$20

Bags and bags and bags. This little zippered pouch has clear vinyl on the top for a see-through look and a quilted base for stability. With the see-through vinyl top you can say "hello" to all your treasured trinkets. Pattern includes instructions to make all four sizes.



Hollow Cube Nov. 12 10:30-5 Sue Frerich \$25

This is a technique quilt with careful color placement to create a 3 dimensional look. If you went to the quilt show, you saw this quilt hanging. The beauty of this technique is there are no inset seams! This quilt is for confident beginners and up. Sue will teach you how to select your fabrics to create a dazzling 3-D design.



Hummingbird Quilt, Saturday Sept 29 10:30-5 Barb Boyer \$20

You can make this quilt using any size "pillow" panel for the central blocks. You can even use rectangles. In class you will learn how to adapt the quilt block to make it your own. We will also explore luminosity in quilts (essentially creating a 3-d effect through color choice). If you are interested in the hummingbird fabric (and don't already own it) I should be getting another bolt in (keep your fingers crossed).

Knit Pickers' Club 2nd Wed of each month, 6-8:30 Carol Moler

Every second Thursday, we're getting together to practice our knitting. The Club is open to all skill levels. We want to share what we've learned, find new patterns, and simply just sit and knit. We're currently working on some felting projects, but we're planning on heading into fingerless mittens, mittens, and socks. We are discussing trying to do a group project-

meaning everyone does the same pattern. Each month we will learn a different pattern, make it into a square and eventually put all the squares into one project-afghan, scarf, bag, etc.

Long Arm Quilting Classes Wednesdays from 10:30-1:30, 2:30-5:30 or 6-8:30 Barb Boyer \$30 (check calendar for specific times & dates)

In this class you will learn all about the Nolting long arm quilting machines: loading, threading, quilting. I'll demonstrate how to load and thread, set stitch length, change tension, wind and load bobbins. Then I will load a practice quilt onto the machine and show how to do hand guided quilting. Each student will be given at least 15-20 minutes of practice time. (Each class is limited to 4 students). You will be able to do free hand quilting plus you can practice following a pantograph. Any quilter who wants to rent to machines must take this class first, regardless of whether you have experience on a long arm machine. This class is not designed to teach you everything there is to know about long arm quilting-it's just a start.

Machine Applied Binding Fri. Nov. 9 2-4 \$20 Jean Korber

Jean will teach 2 different machine applied bindings. One style uses cording to help keep the binding straight & true. The other uses a flange, for a two-toned binding. Putting binding on by machine cuts your time more than in half-and by using cording, you can have a perfectly applied binding with no messy "oops" where your stitching just didn't quite catch the binding on the back side.

Market Tote Bag Dec 3 1-4 Barb Boyer \$20

Bags and bags and bags. This bag is layered, made from fat quarters. It's simple (if I'm teaching a bag, it's gotta be simple), strong, and you'll want to make several so you can take them the grocery store. I need to be more eco conscious and I plan to make several to keep in my car so that I have no excuses.

Monthly Minis First Saturday of the Month, 4-6

This year we are going to do the Great Pumpkin Quilt, a purchased pattern. It will start in February because we are still finishing last year's Holiday Houses in January. Start

ing in February we will work on the Great Pumpkin quilt. We will plan to do 2 blocks a month, and do the top banner section over two months. In class we will discuss use of color in the backgrounds and pumpkins. We will also discuss and learn various machine applique techniques to use on the blocks.




Nutcracker paper pieced wall Frerich \$20

There are 12 different nutcrackers in this nutcrackers are paper pieced and then satin-almost anything you want. The challenging. But you can do it! It may not you are familiar with paper piecing, you



hanging

series (we m in-Ikeep embellished pieces are be a "first" won't have



Oct. 27 10:30-5 Sue

only have a few of th looking for more). The with beads, rickrack, lame, small, so the project is paper piecing project, but if any trouble. e

One Block Wonder Panel Quilt Start preparing now! Sue Frerich

For all of you who missed the class before, you don't wa nt to miss this class-we will

n for everyone who has taken the class. So, get your quilts



done so we can display them at the store, schedule in January for the next class and we will schedule a reunion and start choosing your panels for your next One Block Wonder Panel Quilt.

Origami Bags Nov. 8 OR Dec. 6 OR Dec 13 Barb Boyer \$20

Bags and bags and bags. The origami bag is a folded bag with a draw string closure. It has pockets on the front and can be embellished with buttons for closures. The bag is the perfect size for carrying your sock knitting, embroidery projects, wallet, book, cosmetics, you name it. It's a perfect little gift bag.

Panels are Fun! Thur Nov.15 OR Dec 9 1-4 Barb Boyer \$20

Panels are tricky because they are not always straight. But there are wonderful ways to use panels in very creative ways. In class, we will sew a Christmas panel by putting on simple borders and then I'll show you how to light it up-put twinkly lights in it. We will also explore other ways to use panels, so bring any other panel you have and we'll discuss how you can turn your panels into a quilt or wall hanging.


Pillow Case Party Sun. Dec. 16 1-4 FREE

If you've never made a pillow case, or just want some time to sew a pillow case, this class is for you. This is a great mother/daughter styled class and pillow cases make great presents!

Pot luck 2nd Sat/month 1-6 Ginger Newman \$25 or two for the price of 1 (bring a friend)

Collaborate with a friend and discover true freedom to create your own quilt that is beautifully unique. You and your friend will collaborate on the colors, blocks and settings for your quilts. You will share blocks, share fabric and share ideas. But you will make and design your own quilt

The blocks are taken from Gwen Marston and Freddy Moran's Collaborative Quilting books. Each month we will teach a new block, plan a new row, try a new design. It's collaborative and you will have a quilt with its own unique voice and story to tell. This is the first in a series of freeform/collaborative quilts we want to pursue this fall and spring. Join the fun and let your imagination run wild.



Spoon Quilting TBA Sandra Freeburg \$25 Watch the calendar or call for dates

No more sore fingers! Learn to Spoon Quilt, with a special spoon quilting tool. This tool helps you keep your stitches tiny and even without pricking your finger. Need to have basic quilting skills (rocking motion quilting).

Take 5 Quilt, Monday Feb 19 10:30-54 Barb Boyer \$20

In 5 minutes you can find 5 fabrics and in 5 hours you will have a quilt. You can do it, but most people take a little longer. This is a quick & easy quilt. It's great for a kid's quilt, a dorm quilt, or just a quilt to showcase big and bold prints. Come sew all and see how far you get!



Toy Bags Sat Dec 1, 4-6 OR Thurs. Dec 6, 2-5 OR Thurs Dec 13 2-5 Ginger Newman \$20

Bags and bags and bags. Make these reusable toy/gift bags for quick wrapped presents. You can make them any size, even large enough to fit a quilt! These are fast sewn, quickly done, so you can make bunches for Christmas.

T-Shirt Quilt Sept 3, 24; Oct. 8 & 29 10:30-5 Barb Boyer \$20

Learn to design your own t-shirt quilt. The class consists of 2 parts: getting the t-shirts ready and designing your quilt top. In the first class we get the shirts ready for stitching. How many shirts? Your choice, but 10-20 will work. The second class is designing and that's where I help. There are 4 sessions

Victoria Sept 8, 1-6 Jo Sunderman \$20 s, but you will only need to come to 2. Which 2? Either the Sept classes or the Oct classes.

If you're not familiar with Jo's designs, Victoria is a stunning example showcasing her easy to trace, easy to cut & easy to fuse applique. Jo has many other patterns, so if you want to substitute the Indian Paint Brush (Cody) for the irises (Victoria), you can.

Jo's quilts use a fun background print, so don't be afraid to stretch your color sense. We also have a couple of kits using the same fabric as Victoria, if you're interested.

Zippered Pouches

Oct. 11 10-1 OR Sat Oct 20 10-1 Sue Frerich \$20

Bags and bags and bags. This little zippered pouch is useful for all sorts of things: English paper piecing projects, embroidery, wool applique, and for non quilters, everything you've ever wanted to stuff into a cute bag. And it comes in different sizes! This class will teach how to add zippers, something some of us haven't done since 7th grade.



CLUBS

HAND EMBROIDERY CLUB-FREE!

If you want to learn to hand embroider or just brush up your technique, join us on the second Saturday of the month from 10 to noon. You can work on your own projects or you can join the project we are doing. This year we are following a purchased pattern called My Crazy Life. It is wool appliques on flannel backgrounds. Then we will explore a variety of embroidery stitches to embellish each block-4 six inch blocks per month (or whatever you choose to do), for a total of 48 blocks. Each month Kathy Sconce shows us a new stitch to try, plus, she guides us through thread choices, how to knot, fabrics to use, and tracing techniques. We will also discuss wool, felted wool, wool felt, various threads for embroidery, various techniques for the wool applique and setting options for the quilt.

Knit Pickers' Club FREE!

This is another get-together class to sit & knit, work on our projects, share information and get some help. We will share techniques, suggest patterns, but mainly we'll sit & knit (or pick). We are discussing trying to do a group project-meaning everyone does the same pattern. Each month we will learn a different pattern, make it into a square and eventually put all the squares into one project-afghan, scarf, bag, etc.

Block of the Month Club FREE!

First Saturday of the Month, 10:30-11:15. Join at any time. You get a free fat quarter if you come to class with the previous month's completed block. This year we're making a "modern" quilt. Something new, something different. I will provide some other options as we explore the modern quilt world.

Monthly Mini Club FREE!

First Saturday of the Month from 4-6.

This year we are going to do the Great Pumpkin Quilt, a purchased pattern. It will start in February because we are still finishing last year's Holiday Houses in January. Starting in February we will work on the Great Pumpkin quilt. We will plan to do 2 blocks a month, and do the top banner section over two months. In class we will discuss use of color in the backgrounds and pumpkins. We will also discuss and learn various machine applique techniques to use on the blocks.

On full moon days (as noted in the calendar) you will get 20% off al

l purchases (not otherwise discounted) that you can fit in your bag. You must bri
ng your bag to participate. On Blue Moon days (we have 2, January & March), Toad Toters will get a special treat. Stay
tuned. **Toad Toters Club**

Full Moon Days: September 24 , October 24 , November 23, December 22.

Discount Policy

We will honor only one discount -- whichever is largest. You can't

Color of the Month combine a 10% with a 25% discount to get a 35% discount. On this we can't
be bribed.

September orange; October Halloween; November red; December Christmas.

Join the fun and come feel the difference of quality fabrics.

Happy quilting!

Sincerely,

Barbara Boyer Around the Block 307-433-9555 www.aroundtheblockquilts.com
